

LARGE GROUP ASSETS

- The Large Group Slides Contact Sheet is provided for your reference, to be used as a comprehensive preview of this week's slides.
- If you choose to project the slides onscreen, these images can be found on the curriculum downloader. Look for the panel labeled "02_LGK3_Images" and choose your preferred screen size.
- 11x17" images of the week's slides are available on the curriculum downloader for printing.
- Also provided on the curriculum downloader are blank slide graphics. If you decide to use the blank slides to customize your environment, you can use this month's theme font: "Alata-Regular"

THE ASSETS INCLUDED IN THIS DOCUMENT ARE:

**THEME SLIDE, LIFE APP SLIDE,
BOTTOM LINE SLIDE, MEMORY VERSE SLIDES,
BLANK SLIDES,
FILL-IN-THE-BLANK WORD PUZZLE (PRINTABLE),
GOD'S BIG STORY TIMELINE SLIDE,
AND WEEK 1 TIMELINE IMAGE SLIDE AND PRINTABLE**



Theme - Work in Progress



Theme - Blank




Virtue - Forgiveness



Virtue - Blank



Bottom Line - Week 1



Bottom Line - Blank



Memory Verse - NIV




Memory Verse - NIV




Memory Verse - Blank



Theme Background Slide



God's Big Story Timeline



Week 1 Timeline Image Slide

Use the following page for printing
"Fill-in-the-Blank World Puzzle Instructions."

Use this page for setting up the dry erase
board for Intro game.

FILL-IN-THE-BLANK WORD PUZZLE

Before Large Group, draw blanks for each of the letters making up the words below.

As you play the game, you'll write in the letters as the kids guess them.
For example, if a kid guesses "S," you'll fill in the "S" blanks in all words
that have the letter "S."

The kids will try to guess the words, as well as what all the words have in common.

WORD LIST

ERASER (example: _ _ _ _ _)

PAINT

SOAP

SHAMPOO

CLEANER

SPONGE

VINEGAR

DETERGENT

BLEACH

Use the following page for printing
Week 1 Timeline Image Slide



A WOMAN ANOINTS JESUS' FEET