


OBSERVATION SHEET

	DOUGH	COOKIE
APPEARANCE Does it have a shape? Is it tall, short, thick, thin? Is it wet or dry?		
TOUCH Is it soft or hard? Squishy or crumbly? Sticky or not sticky? Can you break it or tear it?		
SMELL Does it smell a lot or a little? Does it smell sweet?		
TASTE Does it taste like chocolate? Vanilla? Is it sweet? Is it salty?		



What to Do:

Print on green cardstock, one page for each kid.

"Leaves" Activity Page

March 2023, Week 2, K-5 Starter

©2023 The reThink Group, Inc. All rights reserved.



What to Do:

Print on paper and cut apart, two sets for each small group.

"Broken And Mended" Activity Page

March 2023, Week 2, K-5 Starter

©2023 The reThink Group, Inc. All rights reserved.



What to Do:

Print on paper and cut apart, two sets for each small group.

"Broken And Mended" Activity Page

March 2023, Week 2, K-5 Starter

©2023 The reThink Group, Inc. All rights reserved.



What to Do:

Print on paper and cut apart, two sets for each small group.

"Broken And Mended" Activity Page

March 2023, Week 2, K-5 Starter

©2023 The reThink Group, Inc. All rights reserved.



What to Do:

Print on paper and cut apart, two sets for each small group.

"Broken And Mended" Activity Page



March 2023, Week 2, K-5 Starter

©2023 The reThink Group, Inc. All rights reserved.



What to Do:
Print on paper and cut apart, two sets for each small group.

"Broken And Mended" Activity Page
March 2023, Week 2, K-5 Starter
©2023 The reThink Group, Inc. All rights reserved.

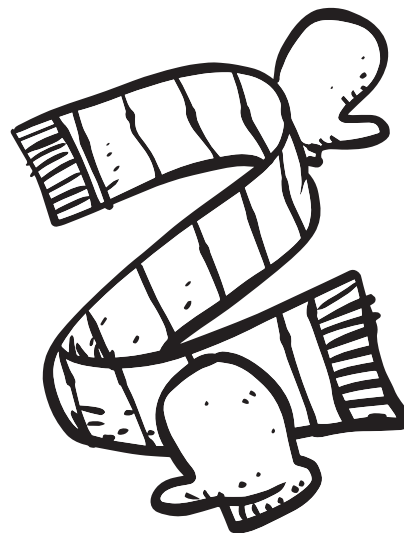




What to Do:

Print on cardstock and cut apart, one set for every two kids.

"Before And After Matching Cards" Activity Page


March 2023, Week 2, K-5 Starter
©2023 The reThink Group, Inc. All rights reserved.



What to Do:
Print on cardstock and cut apart, one set for every two kids.

"Before And After Matching Cards" Activity Page

March 2023, Week 2, K-5 Starter
©2023 The reThink Group, Inc. All rights reserved.






What to Do:

Print on cardstock and cut apart, one set for every two kids.

"Before And After Matching Cards" Activity Page

March 2023, Week 2, K-5 Starter
©2023 The reThink Group, Inc. All rights reserved.



What to Do:
Print on cardstock and cut apart, one set for every two kids.

"Before And After Matching Cards" Activity Page

March 2023, Week 2, K-5 Starter
©2023 The reThink Group, Inc. All rights reserved.