

LARGE GROUP ASSETS

- The Large Group Slides Contact Sheet is provided for your reference, to be used as a comprehensive preview of this week's slides.
- 11x17" images of the week's slides are available on the curriculum downloader for printing.
- Also provided on the curriculum downloader are blank slide graphics. If you decide to use the blank slides to customize your environment, you can use this month's theme fonts: "Inder-Regular" and "Voltaire-Regular"

THE ASSETS INCLUDED IN THIS DOCUMENT ARE:

**THEME SLIDE, LIFE APP SLIDE,
BOTTOM LINE SLIDE, MEMORY VERSE SLIDES,
BLANK SLIDES,
"SIMON SAYS,
CLIMBING STYLE" INSTRUCTIONS SHEET (PRINTABLE),
PHOTO ALBUM IMAGES #1-6,
GOD'S BIG STORY TIMELINE SLIDE,
AND WEEK 3 TIMELINE IMAGES SLIDE & PRINTABLE**




Theme - Cliffhanger



Theme - Blank




Virtue - Grit



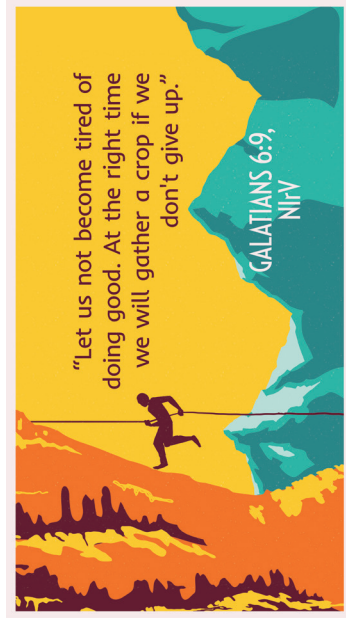
Virtue - Blank



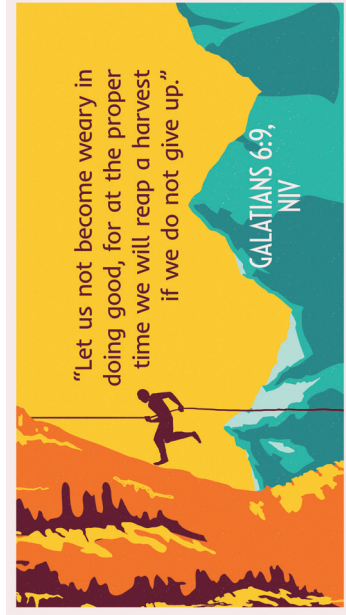
Bottom Line - Week 3




Bottom Line - Blank




Memory Verse - NIV




Memory Verse - NIV



Memory Verse - Blank



Theme Background



God's Big Story Timeline



Week 3 Timeline Image



Photo Album Image 1



Photo Album Image 2



Photo Album Image 3



Photo Album Image 4



Photo Album Image 5



Photo Album Image 6

Use the following to print out
"Simon Says, Climbing Style"
Instruction Sheet

Week 3

"Simon Says, Climbing Style"

Instruction Sheet

Leader: *All of these moves should be done while on all fours on the ground. Call out these commands in random order, usually saying "Simon says" before the command. Occasionally, leave off the "Simon says," then look for kids who still do the command. They are out for that round.*

Climb up with your right hand

Climb up with your left hand

Climb down with your right hand

Climb down with your left hand

Traverse to the right

Traverse to the left

Climb up with your right foot

Climb up with your left foot

Climb down with your right foot

Climb down with your left foot

Sleep on the ledge

Swing out from the rock (i.e. like a side plank)

Use the following to print out
Week 3 Timeline Image



MOSES IS BORN