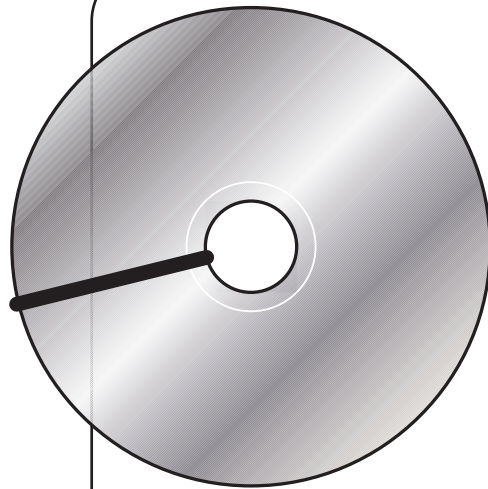
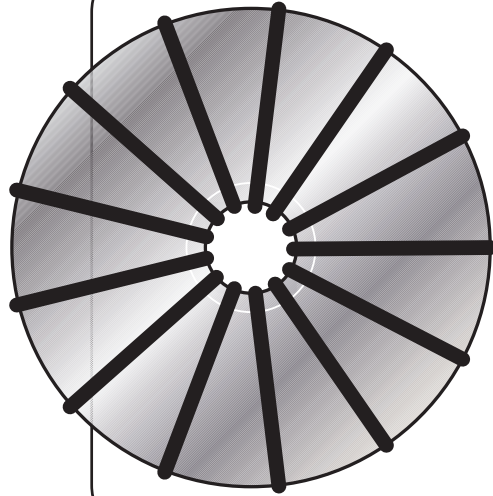


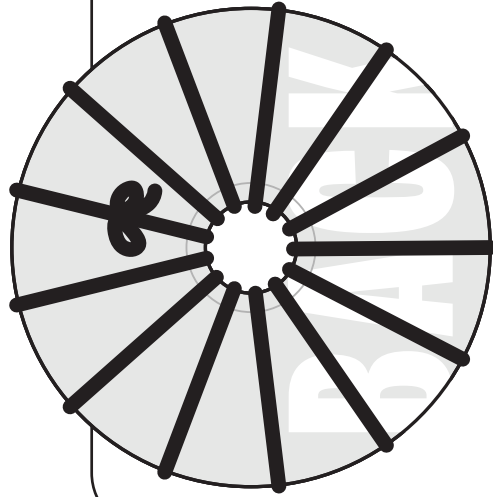
To create the warp in Week 1:



Tie a loop around the CD, running the yarn through the middle hole.



Wrap the yarn around the CD tightly, making at least 13 loops. More loops can be made, but the final amount **MUST BE** an odd number. These will look like spokes of a wheel.



To tie off the yarn, tie the end of the yarn to the first thread (from the first loop), on the back of the CD.

**THE ALTAR OF
BURNT OFFERINGS
(EXODUS 27:1-8)**

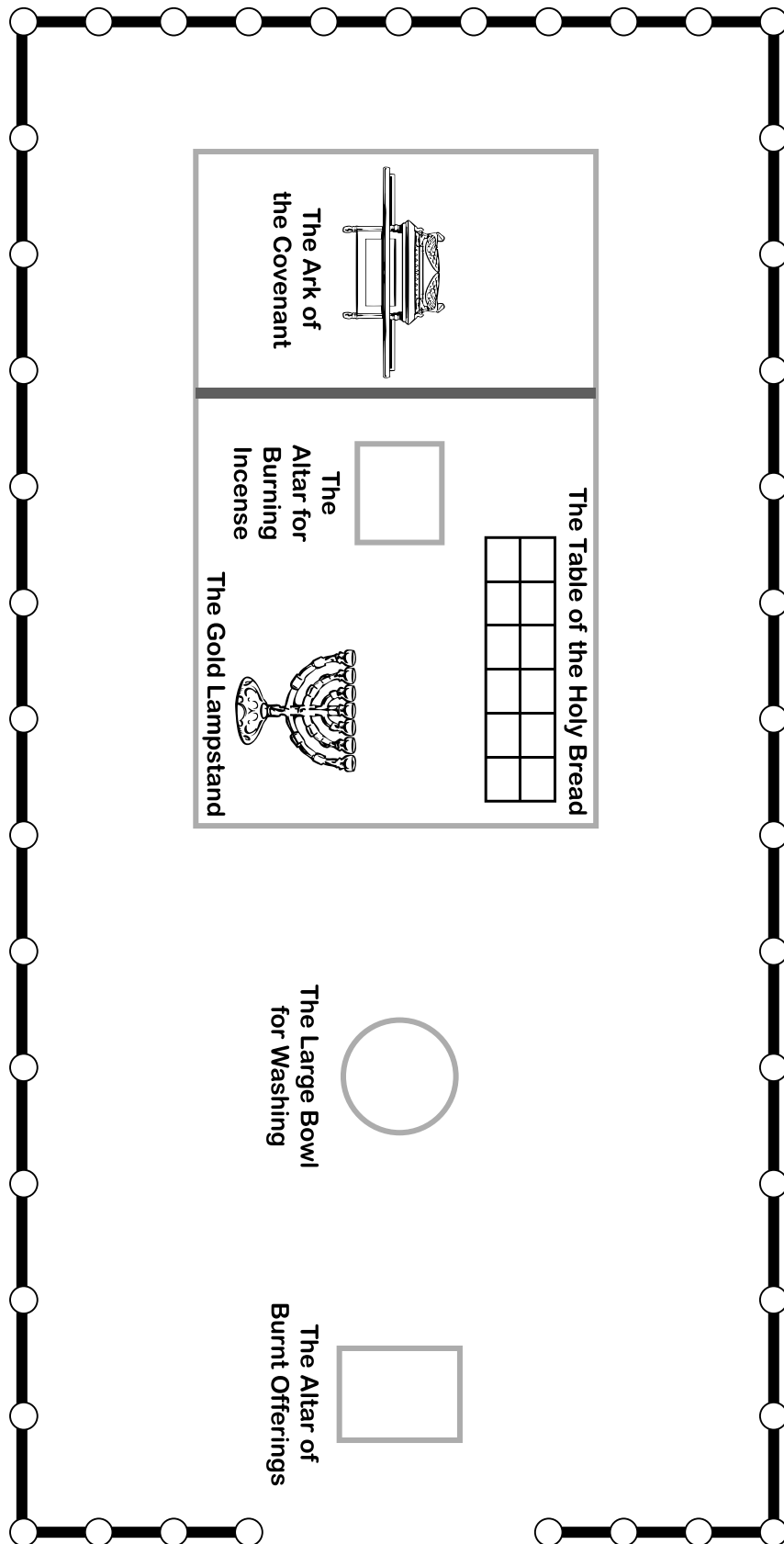
**THE ALTAR
FOR BURNING INCENSE
(EXODUS 30:1-10)**

**THE LARGE BOWL
FOR WASHING
(EXODUS 30:17-21)**

**THE GOLD LAMPSTAND
(EXODUS 25:31-36)**

**THE TABLE OF
THE HOLY BREAD
(EXODUS 25:23-30)**

**THE ARK OF
THE COVENANT
(EXODUS 25:10-22)**



What to Do:
Print one for each small group.

2 PEOPLE TO PLAY CHECKERS

3 PEOPLE TO WASH, DRY, AND PUT AWAY THE DISHES

4 PEOPLE TO WASH A CAR

5 PEOPLE TO BE AN ACROBAT TEAM

6 PEOPLE TO PAINT A HOUSE

7 PEOPLE TO ROW A LONG BOAT

8 PEOPLE TO EAT A PIE

9 PEOPLE TO PLAY BASEBALL

10 PEOPLE TO MAKE FOOD FOR A PARTY

11 PEOPLE TO PLAY FOOTBALL

12 PEOPLE TO FILL A CAFETERIA TABLE