



UNIT 36 | SESSION 2

JESUS WILL RETURN ONE DAY

REVELATION 19-20

CHRIST CONNECTION:

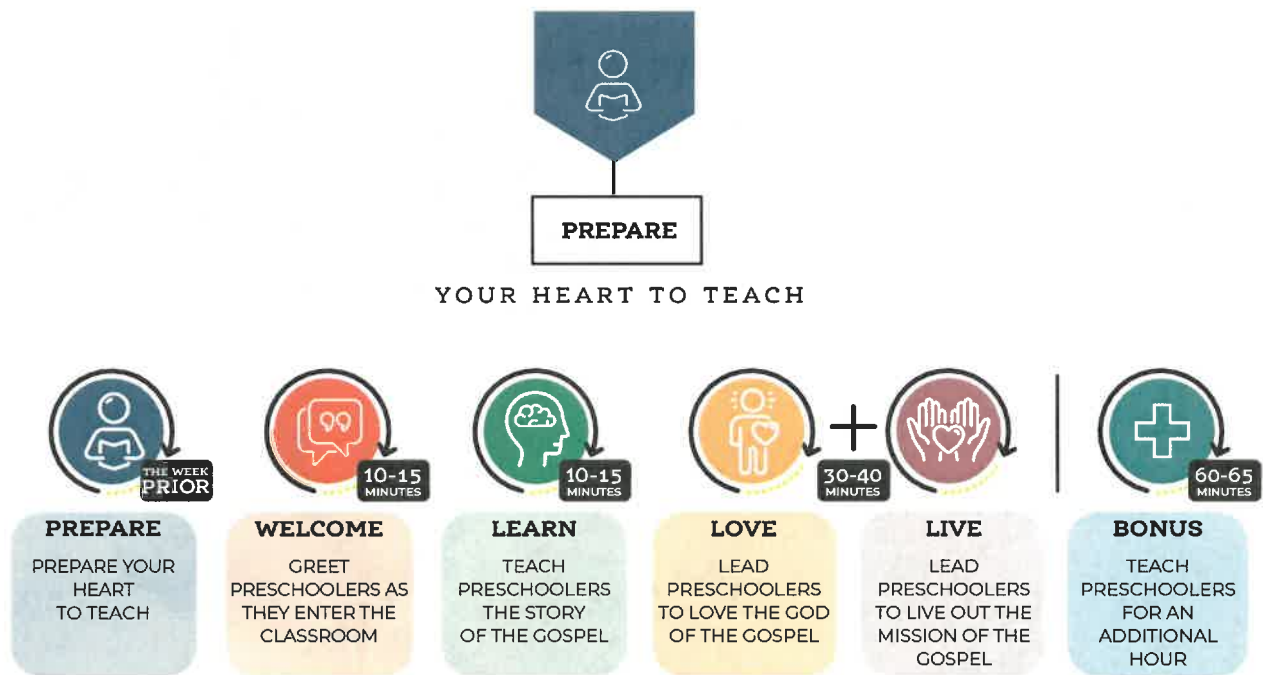
When Jesus returns, He will stop all bad things. Everyone who trusts in Jesus will be with Him and enjoy Him forever.

BIG PICTURE QUESTION:

What is the hope of the church? The church looks forward to Jesus' return.

KEY PASSAGE PHRASE:

Revelation 21:4



LEADER Bible Study

In Revelation 19–20, the apostle John recounts a vision he received from the Lord. The vision showcased the reality of the risen Savior who always keeps His promises. Jesus will return for His people with all righteousness, power, and might—just as the Scriptures said He would. Demonstrating His glory, strength, authority, and sovereignty, Jesus will faithfully redeem and restore the brokenness of the world and bring His followers into this realm of everlasting joy and peace with Him forever.


How is the depiction of Jesus in Revelation 19–20 different from our previous session's lamb that was slain? What does Christ's fulfillment mean for the ways we are to live as His followers on the earth today?

The Jesus we see in today's passage is the conquering King over all—no longer the meek, gentle lamb who was led to the slaughter. Instead, He is the King of Kings and Lord of Lords, the warrior whose enemies have been now and forever rendered powerless. He reigns and rules over Satan and the forces of evil and darkness, defeating the powers of sin and death once and for all. The imagery now describing the risen Lord is fierce, mighty, and righteous. He has returned for His people, keeping every promise He has spoken to the ones whose faith has been placed in Him.

We, as followers of Jesus, are to look ahead to the coming days of Christ's return with expectation, joy, and celebration. Consider how you can reflect the anticipation, excitement, and comfort of this reality to the boys and girls you teach. They may feel uncertain about the Bible and if they can truly grasp what it is all about. In today's session, you have an opportunity to relay the big idea of the Scriptures: the hope of the promised Savior and King who has invited them into this great story of redemption. All of creation will join together to sing of His infinite glory and splendor, and believers today have the opportunity to share His goodness with others. You get to proclaim His promises to the kids you will teach today!

TERMS TO KNOW

Second Coming of Christ: the biblical teaching on the return of Jesus to earth at the end of earthly history. Jesus promised to return one day and told His followers to be prepared.



YOUR HEART TO TEACH

GATHER Supplies

Keep a supply of the following items available during all teaching sessions: Allergy Alert, Bibles, washable markers, crayons, scissors (adult use), blunt-tipped scissors, construction paper, copy paper, glue sticks, glue, tape, baby dolls, blocks, play dough, and a beanbag.



WELCOME

Feel and guess the item

- ☐ Big Picture Question Poster
- ☐ Bible story picture poster
- ☐ large paper bag
- ☐ toy horse



LEARN

Introduce the Bible story

- ☐ noise makers

Learn and practice the key passage phrase

- ☐ Key Passage Phrase Marker



LOVE

Play with animal figures

- ☐ animal figures (including horses)
- ☐ toy barn

Plan a celebration

- ☐ noise makers
- ☐ streamers
- ☐ party hats
- ☐ party plates
- ☐ party napkins
- ☐ toy food items



LIVE

Paint with white paing

- ☐ paint container
- ☐ white paint
- ☐ paintbrushes
- ☐ "Key Passage Phrase Labels" printable, 1 copy

Missions Activity

- ☐ small flower embellishments or tissue paper pieces

Snack and transition

- ☐ snacks
- ☐ Activity Page, 1 per child
- ☐ Big Picture Cards For Families, 1 per child



BONUS

Say the key passage phrase


- ☐ Key Passage Phrase Marker

Decorate a crown

- ☐ sentence strips
- ☐ stickers
- ☐ small mirror

Play instruments

- ☐ musical instruments
- ☐ children's worship songs



Provide as many learning activities as possible from the Love and Live sections to give preschoolers choices to learn. Incorporate the Bible story, the Christ connection, and key passage phrase in your conversations as the preschoolers engage in learning activities throughout the session.

WELCOME

Use the following activity to greet children as they enter the classroom. Talk about the big picture question and answer. After each child completes the welcome activity, encourage him to participate in the activities provided from the Love and Live sections of the leader guide.

FEEL AND GUESS THE ITEM

Post the big picture question poster near the entrance to the classroom. Tape the Bible story picture poster on the large paper bag. Place a toy horse in the bag. Greet preschoolers as they enter the classroom. Point out the big picture question poster. Encourage boys and girls to feel what is inside the bag and guess what it is. Show the Bible story picture poster as you talk about what is inside.

SAY "I am so glad that you are at church today. Our big picture question and answer reminds us that, **The church looks forward to Jesus' return.** There is something in this bag that reminds me of our story and of Jesus' return. Feel what is inside. Can you guess what it is? It is a horse. John had a vision of a warrior riding on a white horse. The warrior was Jesus! He was coming back to earth."

Worship Songs
* I've got the joy
* my God is so great

Transition from **WELCOME** to **LEARN**





LEARN

THE STORY OF THE GOSPEL

LEARN the Bible Story

1 INTRODUCE THE BIBLE STORY

Encourage boys and girls to clap, cheer, and use noise makers as if they were at a celebration. Lead them to say, "Hallelujah!" and "Praise God!" as they cheer together.

SAY “ You did a great job cheering and celebrating. We celebrate when we are excited about something. John had a vision about what will happen when Jesus comes back. He saw a big celebration in heaven. The angels were singing, and people were praising God. ”

2 TELL THE BIBLE STORY *Play* *video*

Open your Bible to Revelation 19-20 and tell the following Bible story.

JESUS WILL RETURN ONE DAY

SAY “ John had a vision about what will happen when Jesus comes back. John saw a big celebration in heaven. Angels were singing, and people were praising God.

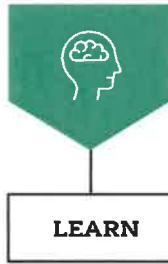
“Hallelujah!” they said together. “Praise God!”

Then John heard loud voices saying, “Hallelujah! Our God reigns! Let us be glad!”

Suddenly, John saw a mighty warrior riding on a white horse. The warrior was Jesus! He was coming back to earth. Jesus was strong and powerful, ready to stop all bad things.

Jesus had a sword and a crown on his head. His name was written on His robe and thigh: KING OF KINGS AND LORD OF LORDS. Jesus was coming to fight His enemies. Jesus was stronger than them. He fought against them and won. John saw that one day, God will make everything right. ”

Christ Connection: When Jesus returns, He will stop all bad things. Everyone who trusts in Jesus will be with Him and enjoy Him forever.



THE STORY OF THE GOSPEL

3 REVIEW THE BIBLE STORY

Invite preschoolers to help you describe John's vision of Jesus. Display the Bible story picture poster as you ask questions such as: What color was the horse? (white); Who was the warrior on the horse? (Jesus); What was on His head? (crown); Who won the battle? (Jesus)

SAY 🗨️ John saw a mighty warrior riding on a white horse. The warrior was Jesus! When Jesus returns, He will stop all bad things. Everyone who trusts in Jesus will be with Him and enjoy Him forever. 🗨️

4 SING A SONG

Sing the song to the familiar tune of "Twinkle, Twinkle Little Star."

"He will wipe away our tears.
He will wipe away our tears.
He will wipe away our tears.
He will wipe away our tears.
Revelation 21:4. He will wipe away our tears."

* Play "No More" worship video

5 LEARN AND PRACTICE THE KEY PASSAGE PHRASE

* Show
Place the key passage phrase marker at Revelation 21:4. Invite a child to open your Bible to the key passage. Encourage preschoolers to repeat the key passage phrase several times with you alternating between a sad and happy voice.

SAY 🗨️ John saw a vision about what will happen when Jesus comes back. When Jesus returns, He will stop all bad things. Everyone who trusts in Jesus will be with Him and enjoy Him forever. He will wipe away our tears. We will be happy, not sad. 🗨️

6 PRAY

Thank God for being strong and powerful, able to stop all bad things. Lead preschoolers to say, "Hallelujah!"

Transition from **LEARN** to **LOVE**





THE GOD OF THE GOSPEL

LOVE God because of what we learned

1 CALL AND RESPOND



Form two groups of preschoolers. Invite the groups to stand in two lines, facing one another. Guide one group to say, "Hallelujah!" Encourage the other group to respond by saying, "Praise God!" Repeat several times varying the speed and volume of the call and response. Older preschoolers may enjoy playing a second round with the groups saying, "Our God reigns!" and "Let us be glad!"

SAY John heard angels and people praising God in his vision of what will happen when Jesus comes back. They were saying, 'Hallelujah!' and 'Praise God!' Other voices were saying 'Hallelujah! Our God reigns! Let us be glad!' John saw that one day, God will make everything right. Everyone who trusts in Jesus will be with Him and enjoy Him forever.

2 PLAY WITH ANIMAL FIGURES

Place the animal figures and toy barn out for preschoolers to explore. Encourage preschoolers to sort the animals into groups. Boys and girls may want to sort them by how many legs they have, what sounds they make, what color they are, where they live, or what type of animal they are. End by sorting all the horses into one group.

SAY You did a great job sorting all the animals into different groups. Animals are alike in many ways and different in many other ways. You found all the horses. In John's vision about what will happen when Jesus comes back, John saw a white horse. John saw a mighty warrior riding on a white horse. The warrior was Jesus! He was coming back to earth. Jesus was strong and powerful, ready to stop all bad things.

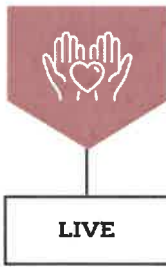
3 PLAN A CELEBRATION

Place noise makers, streamers, party hats, party plates, party napkins, and pretend food on the table for preschoolers to explore. Invite preschoolers to decorate an area of the room for a celebration. Encourage boys and girls to wear the hats and use the noisemakers and streamers to show everyone how excited they are. Join preschoolers as a guest at the celebration they planned.

SAY This is quite a celebration you planned. We celebrate when we are excited about something and want everyone to share in our excitement. John had a vision about what will happen when Jesus comes back. John saw a big celebration in heaven. Angels were singing and people were praising God. When Jesus returns, He will stop all bad things. Everyone who trusts in Jesus will be with Him and enjoy Him forever. That is something to celebrate!

Transition from **LOVE** to **LIVE**





THE MISSION OF THE GOSPEL

LIVE for God out of love

1 PAINT WITH WHITE PAINT

Before the session, print the “Key Passage Labels” printable on adhesive address labels. Place the dark paper, white paint, and paintbrushes on the table. Assist preschoolers with placing a smock over their clothing. Encourage boys and girls to paint with the white paint. Older preschoolers may want to try to paint a horse with a head, a body, and four legs. Invite preschoolers to place a key passage phrase label on their papers.

SAY “I like what you painted. The white paint reminds me of the white horse in John’s vision of what will happen when Jesus comes back. John saw a mighty warrior riding on a white horse. The warrior was Jesus! When Jesus returns, He will stop all bad things. Just like our key passage says, ‘He will wipe away our tears.’”

2 MISSIONS ACTIVITY



Lead preschoolers to trace their hands on green construction paper and cut them out. Let preschoolers make random black marks on the hand cutouts to make “cactus handprints.” Assist preschoolers to cut a rectangle and trapezoid shape from the brown construction paper. Let preschoolers make a flowerpot by gluing the rectangle above the trapezoid and placing the hand cacti at the top of the pot. Then add the flowers or tissue paper to make flowers. Write Thank You, God, for missionaries on the flowerpots.

SAY “Look at your beautiful cactus. After the Laws returned from serving as missionaries in Cuba, they attended language school in Costa Rica. They started new churches, served as mission team leaders, and taught in seminaries.”

3 SNACK AND TRANSITION



Post an allergy alert. Serve the snack. As children eat, review and talk about the Bible story. When children finish their snack, lead them to complete the activity page. As they work, continue talking about the Bible story and emphasize the Christ connection.

SAY “When Jesus returns, He will stop all bad things. Everyone who trusts in Jesus will be with Him and enjoy Him forever.”

Remember to communicate helpful information to the bonus teaching hour leaders. If parents are picking up children at this time, tell them something their child did well during the session. Distribute the big picture cards for families. Encourage parents to engage with the family discussion starters and family activities during the week.



BONUS

TEACHING HOUR

BONUS Teaching Hour Group Time

1 RIDE A HORSE

Invite preschoolers to pretend to ride a horse to group time. Encourage boys and girls to skip or gallop while holding the reigns of their horse. Tell preschoolers that in his vision, John saw a mighty warrior riding on a white horse. The warrior was Jesus!

2 TALK ABOUT THE BIBLE STORY

Open your Bible to Revelation 19-20 and tell the following Bible story

JESUS WILL RETURN ONE DAY

- John had a vision about what will happen when Jesus comes back. John saw a big celebration in heaven. Angels were singing, and people were praising God. "Hallelujah!" they said together. "Praise God!"
- Suddenly, John saw a strong man riding on a white horse. The man was Jesus! He was coming back to earth.
- Jesus was powerful, and ready to stop all bad things. Jesus had a sword and a crown on his head. He was coming to fight His enemies. Jesus was stronger than them. He fought them and won.
- John saw that one day, God will make everything right.

3 SING A SONG

Sing the song below to the tune of "Twinkle, Twinkle Little Star."

"He will wipe away our tears.
He will wipe away our tears.
He will wipe away our tears.
He will wipe away our tears.
Revelation 21:4. He will wipe away our tears."

4 SAY THE KEY PASSAGE PHRASE

Place the key passage phrase marker at Revelation 21:4. Invite a child to open your Bible to the key passage. Encourage preschoolers to clap out the syllables of the key passage phrase as they say it with you several times.

5 PRAY

Thank God that Jesus is coming again and that everyone who trusts in Him will be with Him and enjoy Him forever.



BONUS

TEACHING HOUR

BONUS Teaching Hour Activities

6 PLAY A COLOR GAME



Invite preschoolers to play a color game with you. Choose a color to look for in the classroom. Encourage boys and girls to find everything in the room that is that color. Invite preschoolers to take turns choosing a color to look for in the room. End the game looking for the color white.

SAY “ You did a great job looking for items in all different colors. We found items that were red, blue, green, and even white. John saw a white horse in his vision of what will happen when Jesus comes back. He saw a mighty warrior riding on a white horse. The warrior was Jesus! He was coming back to earth. Jesus was strong and powerful, ready to stop all bad things. When we trust in Jesus we will be with Him and enjoy Him forever. ”

7 DECORATE A CROWN

Cut small jewel shapes from colored construction paper. Place the jewel shapes, sentence strips, markers, glue sticks, and stickers on the table. Invite preschoolers to decorate the sentence strips with the markers, jewel shapes, and stickers. When preschoolers have finished decorating, form the strip into a crown and secure with tape. Encourage boys and girls to look at themselves in a small mirror.

SAY “ I like the crown you made. In John’s vision of what will happen when Jesus comes back, John saw Jesus wearing a crown. Jesus had a sword and a crown on his head. His name was written on His robe and thigh: KING OF KINGS AND LORD OF LORDS. Jesus fought against His enemies and won. When Jesus returns, He will stop all bad things. Everyone who trusts in Jesus will be with Him forever. ”

8 PLAY INSTRUMENTS

Invite preschoolers to play instruments and sing songs with you. Sing familiar songs such as “Jesus Loves Me” or the unit verse song. Play other worship songs on a music player and encourage boys and girls to join in with their instruments. Lead preschoolers to take turns with the instruments so that everyone has an opportunity to play.

SAY “ You did an excellent job playing the instruments and singing songs to praise God. John had a vision of what will happen when Jesus comes back. In his vision, John saw a big celebration in heaven. Angels were singing, and people were praising God. They were saying, ‘Hallelujah!’ and ‘Praise God!’ When Jesus returns, He will stop all bad things. Everyone who trusts in Jesus will be with Him and enjoy Him forever. ”

Release preschoolers to parents according to your church’s security procedure. Tell them something that their child enjoyed doing or did well during the session.