



UNIT 35 | SESSION 3

PAUL WAS SENT TO ROME

ACTS 24-26

CHRIST CONNECTION:

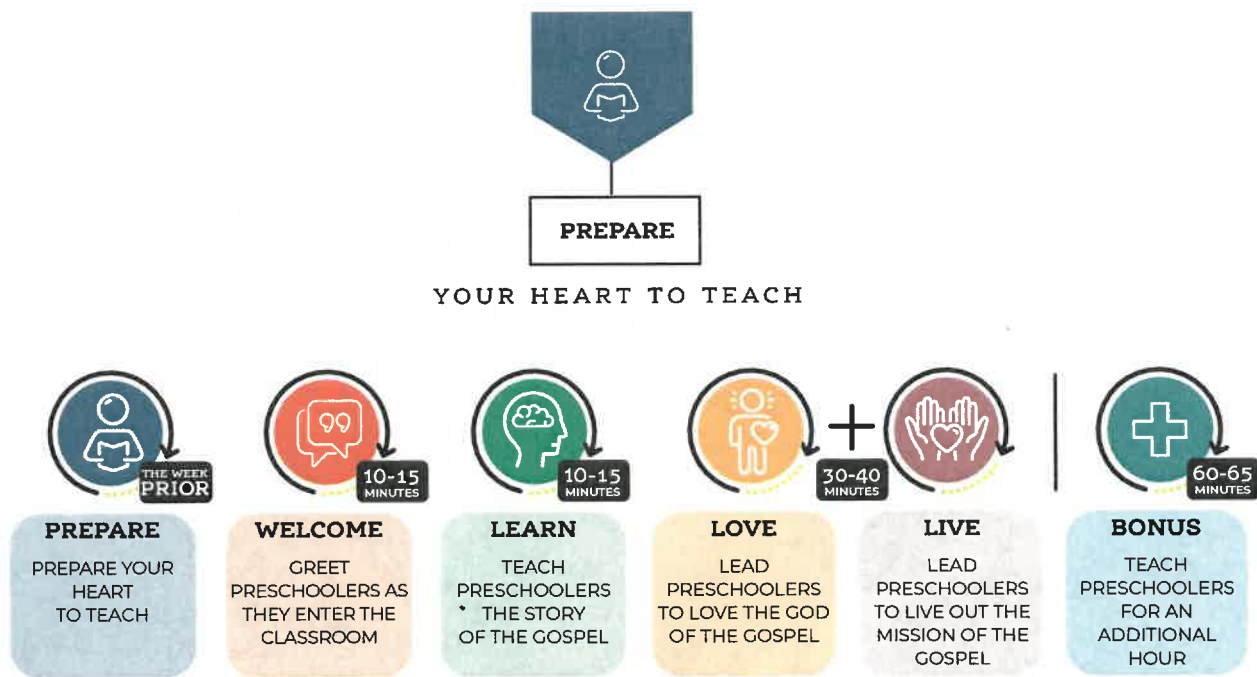
God chose Paul to tell all kinds of people—even kings!—about Jesus. Paul wanted everyone to believe that Jesus is Lord. Jesus has the power to save people from sin.

BIG PICTURE QUESTION:

Why should we praise Jesus? We should praise Jesus for all he has done for us.

KEY PASSAGE PHRASE:

Isaiah 25:1



LEADER Bible Study

The story of Paul's time in Caesarea seemed to be long, drawn out, and hopeless. Even still, the apostle was not without hope, which he proclaimed the good news of Jesus before the governor and king—just as Jesus prophesied of His followers in Matthew 10:18.

How does Paul establish the credibility of his faith in Jesus here at his tribunal? What does he declare to be his hope, even now as a prisoner under the threat of death by his own people?

Paul spent much of this time laying out his testimony, beginning with his blamelessness through the lens of the Jewish law, as well as his continued worship of the same God as his Jewish ancestors. As he stood before King Agrippa and Queen Bernice, the military commanders, and prominent men of the city, he laid out the hope of God's people since the beginning and how Jesus' life, death, and resurrection served as the fulfillment of their long-awaited grand hope.

It seemed apparent to the king that, after years of incarceration, this prisoner had finally received an opportunity to defend his freedom before these great men of power. However, rather than deflecting from his intended message for the sake of his freedom, Paul chose to extend a gospel presentation. The king asked if he was really

going to present the case of Christ so easily, and Paul's response was that he desired all those individuals present before him to receive the same gift of salvation that applies to all—no matter their worldly status.

Paul never wavered in his boasting of Christ and His resurrection, nor did he allow the terrible circumstances of his imprisonment to color his belief in the worthiness of his Lord. Consider the faith this man had in believing Jesus' promises amidst his hardship. How can you shine that same light as you teach of Paul's courage and perseverance in his eternal hope in Jesus? Teach the boys and girls in your group about the boldness of Paul in response to the faithfulness of Jesus.

PEOPLE TO KNOW

Festus: the successor of Felix as procurator of Judea (Acts 24:27). He assumed this office at Nero's appointment in A.D. 60. He held it until his death in A.D. 62.



YOUR HEART TO TEACH

GATHER Supplies

Keep a supply of the following items available during all teaching sessions: Allergy Alert, Bibles, washable markers, crayons, scissors (adult use), blunt-tipped scissors, construction paper, copy paper, glue sticks, glue, tape, baby dolls, blocks, play dough, and a beanbag.



WELCOME

Wherever we go

- ☐ Big Picture Question Poster
- ☐ "Bible Times Travel" printable, 2 copies
- ☐ globe
- ☐ Bibles with maps, several
- ☐ sticky notes



LEARN

Review the Bible story

- ☐ large sheet of paper
- ☐ dry erase board and marker (optional)

Learn and practice the key passage phrase

- ☐ Key Passage Phrase Marker



LOVE

Make a people collage

- ☐ magazines with pictures of people
- ☐ large sheet of paper



LIVE

Find the hidden letters

- ☐ index cards, 6

Missions Activity

- ☐ "Chinese Lantern Template" printable, 1 per child

Snack and transition

- ☐ snacks
- ☐ Activity Page, 1 per child
- ☐ Big Picture Cards For Families, 1 per child




BONUS

Draw a king

- ☐ toy crown
- ☐ toy scepter
- ☐ toy robe

Tell about Jesus

- ☐ Bible story books



Provide as many learning activities as possible from the Love and Live sections to give preschoolers choices to learn. Incorporate the Bible story, the Christ connection, and key passage phrase in your conversations as the preschoolers engage in learning activities throughout the session.

WELCOME

Use the following activity to greet children as they enter the classroom. Talk about the big picture question and answer. After each child completes the welcome activity, encourage him to participate in the activities provided from the Love and Live sections of the leader guide.

WHEREVER WE GO

Prior to the session, print two copies of the “Bible Times Travel” printable. Cut both apart and use as a matching game. Gather a globe and several Bibles with maps in them. Mark the maps of Paul’s journeys with a sticky note bookmark. Post the big picture question poster near the entrance to the classroom at the preschoolers’ eye level. Greet each child at the door as she enters. Guide her to match the pictures of ways people traveled on land when Paul was alive. If several children are in the area, mix the cards up and turn them face down. Play a memory game with the cards turning over two at a time to see if they match. Talk about the different ways we can travel today, verses the ways Paul traveled.

SAY Welcome! Today we are talking about Paul meeting important people and traveling to Rome. Sometimes he crossed rivers and seas by boat. Sometimes he traveled on land. Did you match the land travel pictures? Which one would be fun for you? Paul loved Jesus. Even while he was in prison, he wanted to tell people about Him. Our big picture question asks, Why should we praise Jesus? We should praise Jesus for all He has done for us.

Worship songs
* Clap Your Hands
* I might be small

Transition from **WELCOME** to **LEARN**





THE STORY OF THE GOSPEL

LEARN the Bible Story

1 INTRODUCE THE BIBLE STORY

Welcome the children to group time and assure them that you are happy to see them! Help them name important people that they might know or have heard about. Prompt them to name the president, the teachers at your church and their schools, your pastor, music minister, policeman, and other community helpers.

SAY “You named some very important people! In our Bible story, Paul met several important people because he was in prison. The important people talked to Paul and tried to find out why people were angry with him. Listen to the story and see if you can remember the names of the important people that talked to Paul.”



2 TELL THE (BIBLE STORY VIDEO)

Open your Bible to Acts 24-26 and tell the following Bible story.

PAUL WAS SENT TO ROME

SAY “Paul was in prison, but he was safe. A group of Jews had tried to hurt him. Important leaders wanted to figure out why people were angry with Paul.

First, Paul met with Felix, the governor. Paul talked about faith in Jesus. Paul said that one day God is going to judge the world.

Felix was afraid of what Paul said. He sent Paul away. For two years, Paul stayed in prison. Then a new governor came, and his name was Festus. Festus met with Paul and Paul said, “I have not done anything wrong. I want to see Caesar!” Caesar was the emperor of Rome. Festus agreed.

Before Paul went to Rome, Agrippa—king of Judea—came to visit. Paul told the king about how he became a believer. He told the king that Jesus died to bring salvation to Jews and Gentiles.

“I am telling you the truth,” said Paul. “I wish you—and everyone who is listening—might believe in Jesus.”

The king and other leaders did not think Paul had done anything wrong. But Paul asked to go to Rome, so they sent him there.”

Christ Connection: God chose Paul to tell all kinds of people—even kings!—about Jesus. Paul wanted everyone to believe that Jesus is Lord. Jesus has the power to save people from sin.



THE STORY OF THE GOSPEL

3 REVIEW THE BIBLE STORY

Name the important people that Paul talked to. Make a list on a large sheet of paper or a dry erase board if desired. Guide the children as needed to help them remember that he talked to two governors, an emperor, and a king.

SAY 🗨️ Paul was in prison but he was safe. He met some important leaders who were in charge. The important leaders didn't think that Paul had done anything wrong but they sent him to Rome because he asked to go there. God chose Paul to tell everyone, even the king, about Jesus! Paul wanted people to know that Jesus has the power to save people from sin. He helped people learn that Jesus is Lord! 🗨️

4 SING A SONG

Sing the song to the familiar tune of "Row, Row, Row Your Boat."

"Praise, praise, praise the Lord.
We will praise the Lord.
Joyfully, joyfully, joyfully, joyfully.
Sing praise for all He's done!"

* "You are my God" song

5 LEARN AND PRACTICE THE KEY PASSAGE PHRASE

Place the key passage phrase marker at Isaiah 25:1. Invite a child to open your Bible to the key passage. Say the key passage phrase standing up. Next, say the key passage phrase sitting down.



SAY 🗨️ Our key passage phrase is Isaiah 25:1. That means that our key passage is in the Old Testament in the book of Isaiah. 🗨️

6 PRAY

Pray, thanking God that everyone can believe in Jesus and be saved from their sins.

Transition from **LEARN** to **LOVE**





THE GOD OF THE GOSPEL

LOVE God because of what we learned

1 FOLLOW THE LEADER



Choose a child to lead the other children in doing actions such as jumping, turning around, waving, clapping hands and so forth. After a few minutes, change to a new leader. Encourage all the children to do the actions together and follow the leader.

SAY Good job following the leader! Paul had the opportunity to meet and talk to several important leaders. He met the governors Felix and Festus. He met King Agrippa, the king of Judea, and he said he wanted to see Caesar. Caesar was the emperor! Paul was a prisoner so he could not choose when he went to Rome but he told the leaders that we wanted to go to Rome and see Caesar. Paul did what the leaders told him to do but most importantly, he told them about Jesus. He wanted them to know that Jesus died to bring salvation to all people. He wanted them to know that one day God is going to judge the world.

2 MAKE A PEOPLE COLLAGE

Provide several magazines and catalogs so children can look for pictures of people of all ages. Guide the child to tear out the page with a person on it and then cut out the person. (For very young preschoolers or limited time situations, cut out a number of pictures before the session.) Help the children learn to hold their scissors steady and move the picture. Do not expect perfect cutting. Glue the people pictures on a large sheet of paper or a strip of butcher paper. Write in the middle of the paper, All people should hear about Jesus.

SAY You found pictures of grown ups, teenagers, children, and babies! Everyone should hear about Jesus. Paul told several important people like the governors, Felix and Festus, about Jesus. He told the king Agrippa about Jesus. He wanted to see the emperor, Caesar. What would he have told the emperor? The words on our people collage say, 'All people should hear about Jesus.'

3 MAKE PLAY DOUGH PEOPLE

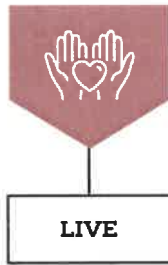


Give each child a ball of play dough and encourage him to make a play dough person. Talk about the person he is making. Encourage him to name the person or describe who they are.

SAY We had fun making play dough people. Real people need to know about Jesus. In our Bible story, Paul talked to people everywhere about Jesus! When he was in prison, he talked to the people in prison. When he saw important people, he told them about Jesus. Everywhere Paul went, he told the people that Jesus has the power to save all people from their sins.

Transition from **LOVE** to **LIVE**





THE MISSION OF THE GOSPEL

LIVE for God out of love

1 FIND THE HIDDEN LETTERS

Write the letters p, r, a, i, s, e in a large font on index cards to hide around the classroom. Write the word praise on a large strip of paper. Guide the children to find the letters and put them in the correct order. Give a card to each child. Read the key passage phrase and instruct children to hold up their card when they hear the word “praise.”

SAY “God wants us to praise Him! God is holy and perfect. God loves us! God sent Jesus to save us from our sins. God cares for us in many ways. We praise God when we bring offerings, pray, and tell people what God has done for us. We praise God when we sing songs to Him. We praise God when we learn His Word, the Bible.”

2 MISSIONS ACTIVITY



Distribute a copy of the “Chinese Lantern Template” printable to each preschooler. Provide paper scraps in various colors, scissors, and glue. Tell preschoolers to cut or tear small pieces of paper to glue inside the lantern to create a beautiful prayer mosaic to take home and serve as a reminder to pray for the missionaries and the people in the Asia-Pacific Rim.

SAY “When you see your lantern you can remember to pray for the missionaries in the Asia-Pacific Rim. There are more than 23 countries that make up the Asia-Pacific Rim region. This region includes China and Indonesia. The area also contains remote Mongolian grasslands, mountains of Japan, rice fields and rainforests of Thailand and Vietnam, and the islands of the Philippines. Most people living in this area do not know about Jesus.”

3 SNACK AND TRANSITION



Post an allergy alert. Serve the snack. As children eat, review and talk about the Bible story. When children finish their snack, lead them to complete the activity page. As they work, continue talking about the Bible story and emphasize the Christ connection.

SAY “God chose Paul to tell all kinds of people—even kings!—about Jesus. Paul wanted everyone to believe that Jesus is Lord. Jesus has the power to save people from sin.”

Remember to communicate helpful information to the bonus teaching hour leaders. If parents are picking up children at this time, tell them something their child did well during the session. Distribute the big picture cards for families. Encourage parents to engage with the family discussion starters and family activities during the week.



BONUS

TEACHING HOUR

BONUS Teaching Hour Group Time

1 MOTHER, MAY I

Play the game, “Mother May I?” Tell children actions to do such as jump three times or turn around twice. After you give a direction, the children should ask, “Mother, May I?” You will say, “Yes, you may.” Continue the game for several minutes and then comment that Paul was in prison because some people were mad at him. He had not done the things that the people wanted him to do. Encourage the children to listen and decide if Paul did something wrong or if he did what God wanted him to do.

2 TALK ABOUT THE BIBLE STORY

Open your Bible to Acts 24-26 and tell the following Bible story.

PAUL WAS SENT TO ROME

- Paul was in prison. Important leaders wanted to figure out why people were angry with Paul.
- First, Paul met with Felix, the governor. Paul talked about Jesus. Felix was afraid and sent Paul away.
- Paul stayed in prison for two years. Then a new governor came. His name was Festus (FESS tuhs). Paul told him, “I did nothing wrong. I want to see the leader of Rome!”
- Before Paul left, he met King Agrippa—the king of Judea. He told the king about Jesus. Paul said, “I want you and everyone to believe in Jesus!” Then the king sent Paul to Rome.

3 SING A SONG

Sing the song below to the tune of “Row, Row, Row Your Boat.”

“Praise, praise, praise the Lord.
We will praise the Lord.
Joyfully, joyfully, joyfully, joyfully.
Sing praise for all He’s done!”

4 SAY THE KEY PASSAGE PHRASE

Place the key passage phrase marker at Isaiah 25:1. Invite a child to open your Bible to the key passage. Ask the question, “Who needs to praise God?” and help the children understand that people of all ages should praise God. Say the key passage phrase together.

5 PRAY

Pray, asking God to help us encourage each other to praise Him every day.



BONUS

TEACHING HOUR

BONUS Teaching Hour Activities

6 BUILD A PALACE



Provide blocks and encourage the children to build a large palace or building. Comment that governors, kings, and emperors often work and live in large buildings. Comment that these buildings are where many leaders may work.

SAY “ In our Bible story today, Paul talked to several important people and he asked to go to Rome to see the emperor, Caesar. Paul wanted everyone to know that Jesus loved them and died on the cross for them! ”

7 TELL ABOUT JESUS

Provide several Bibles or Bible story books with pictures of Jesus that would be familiar to children. Look through the books together and talk about some of the things that Jesus did such as healing people, feeding crowds of people, teaching about God’s love, dying on a cross, and coming back to life. Let each child choose a picture to tell about. Help them practice what they want to say and then let them tell about Jesus.

SAY “ You have learned so much about Jesus! We looked through Bible story books with pictures of Jesus showing love to other people. Paul traveled from place to place and loved to tell people about the things Jesus did. We can share the love of Jesus with others too! ”

8 DRAW A KING

Give each child a piece of paper and crayons or washable markers. Talk about how a king would dress. Comment that a king might have a gold crown or scepter and fancy clothes. Encourage the children to use bright colors, too. Say that long ago purple cloth was very expensive and only rich people like a king would have purple clothes. If possible, bring in items for preschoolers to see and touch.

SAY “ Do you remember the name of the king that Paul talked to in our story? His name was Agrippa and he was the king of Judah. What did Paul tell King Agrippa? Right, he told him that Jesus died so believers could be saved. He told King Agrippa that everyone who was listening should believe! King Agrippa did not think that Paul had done anything wrong but he sent him to Rome because he had asked to go there. Even today, everyone needs to hear about Jesus and believe! I am glad you came to church today to learn more about Jesus. ”

Release preschoolers to parents according to your church’s security procedure. Tell them something that their child enjoyed doing or did well during the session.