

UNIT 34 | SESSION 4

## **WE ARE HERE TO GLORIFY GOD**

**ROMANS 15**

### **KEY PASSAGE:**

Psalms 96:3

### **BIG PICTURE QUESTION:**

What is our mission as Christians? Our mission is to make disciples of all nations by the power of the Holy Spirit.

### **CHRIST CONNECTION:**

God created people to bring Him glory. When we trust in Jesus and follow Him, we bring glory to God by seeking the good of others. God calls us to share the love of Jesus with all people by telling them the good news—the gospel.



## LEADER Bible Study

Romans 15 highlights Paul's heart for sharing the gospel and seeing it permeate the hearts of all who may hear of it and grow from it. The apostle shared the light of Jesus with Christ followers in Rome, that they would lean into their purpose of glorifying God and growing in their knowledge and love for Him.

What issues were the believers in Rome fighting against? How did Paul seek to encourage them despite all these difficulties present within the church?

From this chapter, we notice that though the truth of the gospel has gone out among believers in Rome, difficulties still exist among Jesus' people. It appears the stronger believers within the church had trouble dealing with and bearing the weaknesses of their brothers and sisters in Christ. Paul reminded the church that they were to walk alongside one another, building up and building out the kingdom of God. They needed to experience the endurance and encouragement that Jesus offers to His people, which are gifts that we, too, still need as the church today.

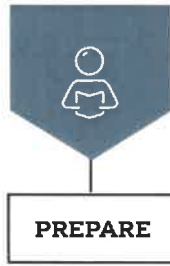
Division was still present between the Jews and Gentiles in the Roman church, as believers from opposite backgrounds found their common ground in Jesus alone.

Paul used his words carefully so that the gospel's power would be made apparent in his interactions with them and through their interactions with one another as the body of Christ. The gospel was always meant to transcend culture and upbringing, uniting us by the power of the God who created us.

As you prepare to teach this to your kids, remember that Paul's concern was for the readers of his letter to recognize their need for God and to live lives that bring honor to His name. May your interactions with the boys and girls in your group be so steeped in the grace and encouragement of Jesus as you lead them in the love and light of their Savior.

### DOCTRINE TO KNOW

**Mission of the Church:** to go into the world in the power of the Spirit and make disciples by proclaiming the gospel, calling people to respond in ongoing repentance and faith.



## PRIOR TO TEACHING THE SESSION

### **GATHER** Supplies

Keep a regular supply of the following items available at all times: Bibles, pens or pencils, markers, crayons, colored pencils, scissors, glue or tape, paper.



#### **Activity Page**

- ☐ “What Glorifies God?” activity page

#### **Session Starter (Option 2)**

- ☐ 6- to 10-inch strands of rope, 1 per kid
- ☐ duct tape



#### **Introduce the Session**

- ☐ countdown video

#### **Big Picture Question**

- ☐ Big Picture Question Poster

#### **Review the Timeline**

- ☐ Giant Timeline

#### **Tell the Bible Story**

- ☐ “We Are Here to Glorify God” video
- ☐ Bible Story Picture Poster

#### **Questions from Kids**

- ☐ “Unit 34, Session 4” questions from kids video

#### **Missions Moment**

- ☐ “My Name Is Roy” missions video

#### **Key Passage Activity**

- ☐ Key Passage Poster
- ☐ “His Glory Among the Nations (Psalm 96:3)” song
- ☐ worship song of your choice (optional)
- ☐ index cards, 6 per group
- ☐ beanbags, 1 per group
- ☐ painter’s tape



#### **Review & Bible Skills**

- ☐ Small Group Timeline and Map Set (optional)



#### **Activity Choice (Option 1)**

- ☐ foam door hangers, 1 per kid
- ☐ stickers
- ☐ dry erase board and marker

#### **Activity Choice (Option 2)**

- ☐ washable paint
- ☐ paintbrushes, 1 per kid
- ☐ wet wipes
- ☐ paper towels

#### **Reflection and Prayer**

- ☐ Bible Story Coloring Page (optional)



## WELCOME Kids

Greet each kid as he or she arrives. Use this time to collect the offering, fill out attendance sheets, build relationships, and help new kids connect to your group.

**| SAY** 🗨️ How do you show kindness to others? What are some ways you help others? 🗨️

### 1 ACTIVITY PAGE (5 minutes)

Invite kids to complete “What Glorifies God?” on the activity page.

**| SAY** 🗨️ Romans 15:5-8 tells us different ways we can glorify God. Today, we will learn that God created us to bring Him glory. 🗨️

### 2 SESSION STARTER (10 minutes)

#### ☐ OPTION 1: PULLED APART



Form kids into groups of four or six. Lead kids in each group to form a chain by linking arms. Then choose one kid from each group to face the opposite direction in the chain. Line up each group at one end of the room. Challenge groups to walk toward the other end of the room. Tell the kids facing the opposite direction to pull against their group by walking in the opposite direction.

Repeat the activity, allowing a different kid to be the “puller.” Consider assigning some groups to have no “puller” to see if they reach the other side first. Discuss how having someone pull against the group’s efforts was frustrating and made getting to the other side of the room more difficult.

**| SAY** 🗨️ When someone pulled against the group, it showed that you were not united in the same mission. Today, we will learn how Paul encouraged Christians to work together and live at peace with others—not fighting against each other. God wants His people to live in a way that shows we love one another because Jesus has changed our hearts. 🗨️

#### ☐ OPTION 2: MADE STRONG

Before the session, cut 6–10 inch strips of twisted jute craft rope for each kid. Secure the frayed ends by wrapping them in duct tape. Provide each kid with a strip of rope and scissors. Invite kids to observe the rope and test its strength by pulling both ends at the same time to see if it breaks. Discuss different ways this rope could be used such as securing a boat to a dock, hanging a pot, or for climbing.

Then direct kids to cut the rope in half. Tell kids to observe all the many strands or fibers that have been twisted together to form the rope. Encourage kids to count as many strands as they can.

**| SAY** 🗨️ Each individual strand is not very strong on its own. However, when you twist or braid the strands together, a rope forms. Ropes are much stronger and have the ability to be used for many activities. This reminds me of the family of God. When we are united together in love for one another, we become strong. Today, we’ll learn that God is glorified when believers work together to love others and share the gospel. 🗨️

Transition from **WELCOME** to **LEARN**







LEARN

## THE STORY OF THE GOSPEL

### INTRODUCE the Bible Story

#### 1 INTRODUCE THE SESSION (3 minutes)

Show the countdown video as you transition to introduce the Bible story. Set it to end as the session begins.

**SAY** “Good morning! My name is [your name]. I’m so thankful you are here and that we can come together as a church to worship Jesus. Did you know that because other Christians were on mission to share the good news, we can now be part of this church? People like Peter, John, and Paul were faithful to share the gospel and start churches so that more churches could be started.

Let’s get our Bibles out so we can learn how we can be on mission for God too. [Distribute Bibles to kids who need one.] Today, we will learn that Paul taught Christians how they should live with one another and with people who are not Christians. Paul’s message reminds us that we are here to live in a way that glorifies God. ”

#### 2 BIG PICTURE QUESTION (1 minute)

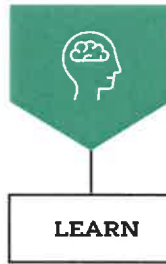
**SAY** “As we finish reviewing our big picture question and answer, let’s have the boys ask the question: What is our mission as Christians? [Allow boys to ask the question.] Now, let’s have the girls say the answer: Our mission is to make disciples of all nations by the power of the Holy Spirit. [Allow girls to answer.]

No matter where you live, how old you are, or where you go to school, all Christians have the same mission to share the gospel and make disciples. God gives us His Spirit to help us complete this mission, and He gives us one another so we don’t have to do this mission alone. Today, we will learn how Paul taught that Christians glorify God when they are united, love one another, and share the gospel. ”

#### 3 REVIEW THE TIMELINE (1 minute)

Show the giant timeline. Point to individual Bible stories as you review.

**SAY** “The early church was growing into all parts of the world because Paul and other Christians were faithful to be on mission sharing the gospel. We learned about Paul’s first two missionary journeys and how he went to new places so both Jews and Gentiles could hear the good news about Jesus. While Paul was on his missionary journeys, he also wrote letters to different churches. Today, we will read one of the letters Paul wrote to the church in Rome and how he shared that we are here to glorify God. ”



## THE STORY OF THE GOSPEL

### LEARN the Bible Story



#### 1 TELL THE BIBLE STORY: VIDEO OR STORYTELLER (10 minutes)

Open your Bible to Romans 15. Use the Bible storytelling tips to help you tell the story, or show the Bible story video “We Are Here to Glorify God.” Use the bold text to retell or review the story.

#### WE ARE HERE TO GLORIFY GOD

“Paul was in Corinth, making his way toward Jerusalem, when he wrote a letter to Christians in Rome. **The Christians in Rome were facing some challenges.** They had different backgrounds and came from different cultures, but they all believed in Jesus. **Paul wrote a letter to encourage and guide them.** In the letter, **Paul explained what it means to live for Jesus and how faith in Jesus should change how Christians live.**

**Paul had taught the Roman Christians how they should live with one another—as brothers and sisters in God’s family. Now he wanted to teach them about how to live among people who are not believers. Paul wrote, “We should be patient and understanding with others, helping others and not just thinking about ourselves. If you are strong, you should help those who are weak.”**

Paul said that **Christians can look to Jesus as their example. Jesus did not live to please Himself.** God’s Word was written to teach us about Jesus. It gives us hope and helps us be patient. God wants us to live in peace with one another, getting along so that we bring glory to God together. **Jesus welcomes us, so we can welcome others. Jesus came through the Jewish people to serve all people—just as God promised—so that the Gentiles would rejoice and praise Jesus.**

The Christians in Rome had been arguing, so **Paul explained that God wants His children to be united and love one another, just like Jesus loved us. Paul wrote, “May the God who gives endurance and encouragement grant you to live in harmony with one another.** When you live in this way, you bring glory to God—the Father of our Lord Jesus Christ. So we should accept one another and live in peace, for the glory of God.”

Paul wanted to visit the Christians in Rome, but he was going to go to Jerusalem first. **God had called Paul to share the good news with the Gentiles—the non-Jewish people.** “My goal is to preach the gospel to people who have never heard the name of Jesus,” he said. Then **Paul asked them to pray for him, and he left for Jerusalem.**

Christ Connection: God created people to bring Him glory. When we trust in Jesus and follow Him, we bring glory to God by seeking the good of others. God calls us to share the love of Jesus with all people by telling them the good news—the gospel. ”

#### STORYTELLING TIPS

**Give examples:** When you read actions Christians should perform such as “be patient,” “live in peace,” “welcome others,” or “serve all people” give examples for kids to better understand what this looks like. For example, “live at peace” could mean not fighting with others and choosing to not start arguments.

**Welcome kids:** Invite kids to come in closer to you as you teach how we are to welcome others. Remind kids that all people need to hear the good news.



LEARN

## THE STORY OF THE GOSPEL

### 2 REVIEW THE BIBLE STORY

**SAY** “Churches all over the world are made up of different people with different languages and backgrounds. Yet, every Christian is joined together into God’s family through Jesus. Like many strands make a rope, many believers make up the family of God. But sometimes churches don’t always agree and don’t always work together to be on mission for God. Was this a problem for the church in Rome? [Allow responses.] Yes, Paul wrote to the church in Rome to remind them how Christians should live because their hearts have been changed by Jesus.”

Who did Paul say is our example for how we should live? [Allow responses.] Paul said we should follow the example of Jesus who lived to serve others. Jesus didn’t put Himself first, but loved other people by doing good to them. He fed those who were hungry. He healed those who were sick. And He gave His life so we could be forgiven of our sins. In every way Jesus lived, He glorified God.

How did Paul say we can glorify God? [Allow responses.] We bring glory to God by seeking the good of others. We can welcome others who are different from us, be patient and kind, and live at peace with people. Sometimes this can be hard to do. But through Jesus, we can love others just as He loved us. Jesus gives us changed hearts and the strength to do good to others. Just like Paul, we can help others and share the gospel so they can know the love of Jesus too.”

### 3 CHRIST CONNECTION

**SAY** “God created people to bring Him glory. When we trust in Jesus and follow Him, we bring glory to God by seeking the good of others. God calls us to share the love of Jesus with all people by telling them the good news—the gospel.”

(Tip: Use Scripture and the Gospel Plan Poster to explain how to become a Christian. Make sure kids know when and where they can ask questions.)

### 4 QUESTIONS FROM KIDS (3 minutes)

Show the “Unit 34, Session 4” questions from kids video. Prompt kids to discuss:

1. What should you do when someone makes fun of someone else?
2. How does loving others and living at peace with others glorify God?

### 5 MISSIONS MOMENT (3 minutes)

**SAY** “Reborn Ministries is located on the west side of Chicago. The ministry seeks to glorify God by serving the people in their community and seeking their good. They focus on helping people find ways to be healthy, gain new job skills, and tell them about Jesus. Reborn Ministries also helps kids with tutoring, mentoring, creative play, and Bible teaching. The kids enrolled in the program can participate in activities like basketball and baseball camps. They also offer summer programs for kids and in-school help programs.”

Play the missions video. Pray for Reborn Ministries as they help meet needs in their community and tell people about Jesus.



## THE STORY OF THE GOSPEL

### 6 KEY PASSAGE ACTIVITY (5 minutes)

Before the session, write the words of the key passage on a set of six index cards. Create a set for each group of three kids. Using painter's tape, tape the index cards to floor in rows. Show the key passage poster. Lead kids in reading aloud Psalm 96:3 together.

**SAY** 🗣️ A way that we love one another is by telling each other the great things that God has done. The greatest thing God has done is send His Son, Jesus, to save us from our sins. 🗣️

Form kids into groups of three and lead them to a set of key passage index cards and provide them with a beanbag. Direct each group of kids to take turns tossing the beanbag onto an index card. Tell kids to remove the index card when the beanbag lands on it. Continue until one group is the first to have all the index cards removed.

Lead kids to sing "His Glory Among the Nations (Psalm 96:3)." You may also choose to sing a worship song of your choice.

### 7 PRAY (2 minutes)

Invite kids to pray before transitioning to Love.

**SAY** 🗣️ Thank You, Father, that You sent Jesus to save us and change our hearts. We want to glorify You with our lives. Help us bring You glory by seeking the good of those around us. Amen. 🗣️

Transition from **LEARN** to **LOVE**







## THE GOD OF THE GOSPEL

### **LOVE** God by Applying the Story

#### **1 REVIEW & BIBLE SKILLS** (5 minutes)

Distribute Bibles and display the New Testament Mediterranean Map. Guide kids to open their Bibles to Romans 15. Explain that the book of Romans is found in the New Testament, right after the Gospels and the book of Acts. Remind kids that the book of Romans is a letter that Paul wrote to the church in Rome. Consider pointing out the location of Rome (B1) on the New Testament Mediterranean Map.

Choose a volunteer to read aloud Romans 15:18-19 or ask the kids to follow along as you read the verses aloud.

**SAY** “Paul wanted to glorify God with his life. Not only did Paul help others and seek their good, but he shared the gospel with people as he traveled. Paul worked hard to share the gospel, but he admits that he wouldn’t have been able to do it without Jesus and the power of the Spirit. He gave glory to God by sharing the good news, and he gave glory to God by admitting that it was God who helped him. Like Paul, we can glorify God by sharing the gospel, serving others, and depending on the Spirit to help us.”

#### **2 GROUP DISCUSSION** (10 minutes)

Ask the following questions. Lead the group to discuss.

**SAY** “How can we love others and seek their good even when it is hard?”

Remind kids that no one loves others perfectly all the time, and we may not always agree with others. Tell kids that when we trust in Jesus, He changes our hearts so that we can love all people, even those who are different from us. Discuss how Jesus loved people who were mean to Him and that His Spirit in us gives us the power to seek the good of others.

**SAY** “What are some ways we can seek the good of others?”

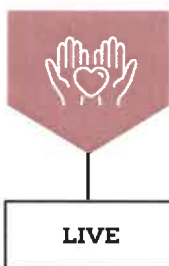
Answers will vary. Allow kids to list different ways we can serve others, love others, help others, etc. Remind kids that as we do these things we are showing others the love of Jesus and glorifying God. Remind kids that sharing the good news of Jesus shows we love others.

**SAY** “Why does loving others glorify God?”

Discuss how we were made to glorify God or show how great God is. Tell kids that we show others how great God is and how valuable He is to us when we obey His Word to love people made in His image. Remind kids that loving others and being selfless shows the love of Jesus in our hearts. Tell kids that putting someone’s needs above our own is what Jesus did for us and points others to Jesus’ love for them.

Transition from **LOVE** to **LIVE**





## THE MISSION OF THE GOSPEL

### **LIVE** the Mission

#### **1 ACTIVITY CHOICE** (10 minutes)

##### ☐ **OPTION 1: WELCOME!**



Before the session, write *Welcome!* and *Jesus Loves You* on a dry erase board. Display the board for kids to see. Provide each kid with a foam door hanger, marker, and stickers.

Lead kids to write *Welcome!* on one side of the door hanger and *Jesus Loves You* on the other side by copying the words from the dry erase board. Invite kids to decorate their door hangers with stickers.

**SAY** “Reborn Ministries in Chicago welcomes people in their community to receive help and to hear the good news of Jesus. We can welcome people as well. Today, we learned that Paul taught how Jesus has welcomed us into His family. We show love to others and seek their good when we welcome people and tell them about Jesus. Place your door hanger on a door at your home or gift it to a friend to show that Jesus loves all people and wants to welcome them into His family through faith in Him.”

##### ☐ **OPTION 2: HELPING HANDS**



Before the session, tape a piece of poster paper to the wall and title the paper as *Helping Hands*. Provide each kid with washable paint and a paintbrush. Direct kids to paint one of their hands. Then invite a few kids at a time to press their painted hand onto the poster paper. Continue until all kids have printed their hand on the poster paper. Provide kids with a wet wipe and paper towel to clean their hands.

Lead kids to share ideas of how they can help others. Write their ideas beside the hand prints on the poster paper. Share some ideas of your own such as telling others about Jesus or offering to take out the trash at home. Discuss how all the hands are different but can all be united to help others and share the gospel.

**SAY** “When we help others, we are doing good to them. Jesus served us and gave His life so we can be forgiven. We show others what Jesus is like when we serve them. This brings God glory. I hope you will find ways to serve others and share Jesus with them.”

#### **2 REFLECTION AND PRAYER** (5 minutes)

Distribute a sheet of paper and pencil to each kid. Ask the kids to write about or draw a picture to answer the following questions:

- What does this story teach me about God or the gospel?
- What does this story teach me about myself?
- Who can I tell about this story?

Be sure to send the sheets home with the kids along with the activity pages so parents can continue to discuss the Bible story with their kids.

If time remains, take prayer requests or allow kids to complete the Bible story coloring page. Pray for your group.