

UNIT 34 | SESSION 4

WE ARE HERE TO GLORIFY GOD

ROMANS 15

CHRIST CONNECTION:

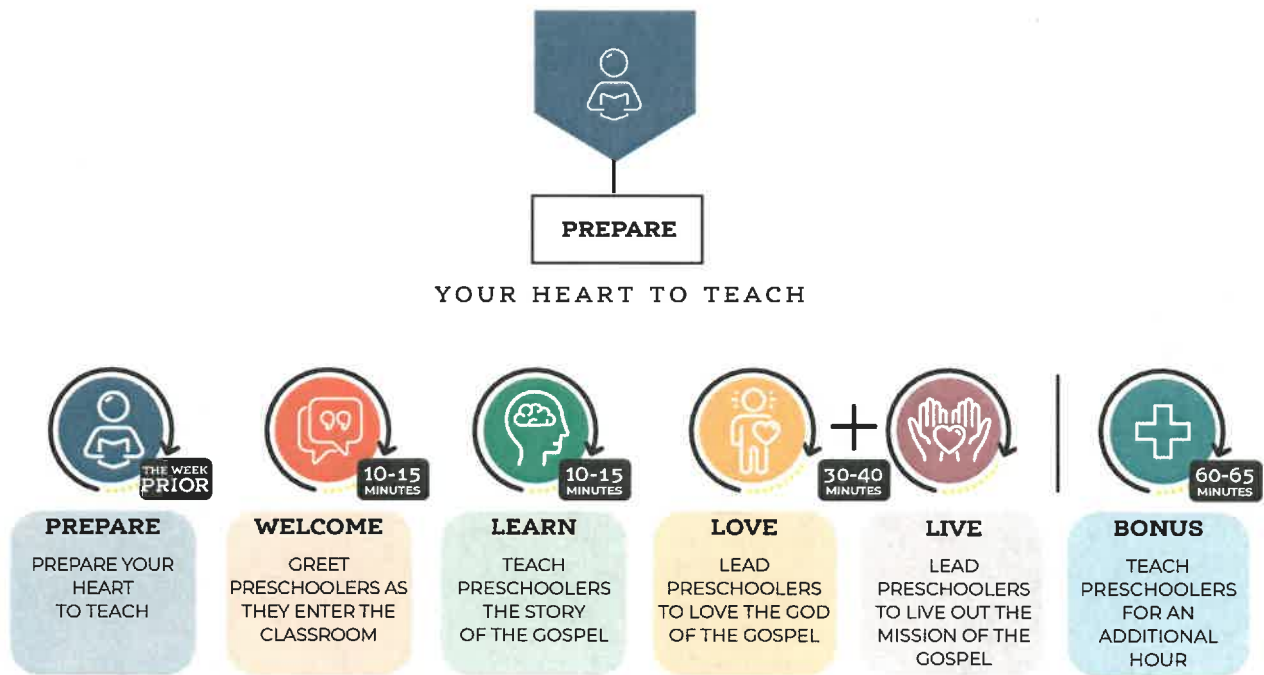
God made people to honor Him. When we trust in Jesus and follow Him, we honor God by helping others.

BIG PICTURE QUESTION:

What should Christians do? We should tell others the good news of Jesus.

KEY PASSAGE PHRASE:

Psalm 96:3



LEADER Bible Study

Romans 15 highlights Paul's heart for sharing the gospel and seeing it permeate the hearts of all who may hear of it and grow from it. The apostle shared the light of Jesus with Christ followers in Rome, that they would lean into their purpose of glorifying God and growing in their knowledge and love for Him.

What issues were the believers in Rome fighting against? How did Paul seek to encourage them despite all these difficulties present within the church?

From this chapter, we notice that though the truth of the gospel has gone out among believers in Rome, difficulties still exist among Jesus' people. It appears the stronger believers within the church had trouble dealing with and bearing the weaknesses of their brothers and sisters in Christ. Paul reminded the church that they were to walk alongside one another, building up and building out the kingdom of God. They needed to experience the endurance and encouragement that Jesus offers to His people, which are gifts that we, too, still need as the church today.

Division was still present between the Jews and Gentiles in the Roman church, as believers from opposite backgrounds found their common ground in Jesus alone.

Paul used his words carefully so that the gospel's power would be made apparent in his interactions with them and through their interactions with another as the body of Christ. The gospel was always meant to transcend culture and upbringing, uniting us by the power of the God who created us.

As you prepare to teach this to your kids, remember that Paul's concern was for the readers of his letter to recognize their need for God and to live lives that bring honor to His name. May your interactions with the boys and girls in your group be so steeped in the grace and encouragement of Jesus as you lead them in the love and light of their Savior.

DOCTRINE TO KNOW

Mission of the Church: to go into the world in the power of the Spirit and make disciples by proclaiming the gospel, calling people to respond in ongoing repentance and faith.



PREPARE

YOUR HEART TO TEACH

GATHER Supplies

Keep a supply of the following items available during all teaching sessions: Allergy Alert, Bibles, washable markers, crayons, scissors (adult use), blunt-tipped scissors, construction paper, copy paper, glue sticks, glue, tape, baby dolls, blocks, play dough, and a beanbag.



WELCOME

Explore a communication station

- ☐ Big Picture Question Poster
- ☐ toy microphones, megaphones, telephones, cellphones, laptop, etc.
- ☐ envelopes
- ☐ stickers
- ☐ box with lid
- ☐ washable ink stamps



LEARN

Introduce the Bible story

- ☐ Big Picture Story Poster
- ☐ children's worship music
- ☐ manila envelope, 9x12 size

Review the Bible story

- ☐ manila envelope, 9x12 size

Learn and practice the key passage phrase

- ☐ Key Passage Phrase Marker
- ☐ clothes pins
- ☐ yarn
- ☐ "Key Passage Cards" printable



LOVE

Search for Letters

- ☐ different-colored index cards

Dig for it

- ☐ large plastic bin
- ☐ shredded paper
- ☐ unsharpened pencils, several

Make a nature bookmark

- ☐ clear contact plastic
- ☐ dried flowers
- ☐ colored tissue paper
- ☐ mailing labels, 2x4 inch



LIVE

Tap out the key passage phrase

- ☐ Key Passage Phrase Poster
- ☐ large plastic cups

Missions Activity

- ☐ toy dishes
- ☐ toy breakfast food items
- ☐ disposable coffee cups

Snack and transition

- ☐ snacks
- ☐ Activity Page, 1 per child
- ☐ Big Picture Cards For Families, 1 per child



BONUS

Say the key passage phrase

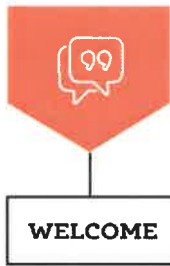
- ☐ Key Passage Phrase Marker

Spell with play dough letters

- ☐ play dough
- ☐ alphabet cutters
- ☐ play dough rollers
- ☐ index cards

Wash dishes together

- ☐ toy dishes
- ☐ dish cloth
- ☐ dish towel
- ☐ dish bin
- ☐ large beach towel



Provide as many learning activities as possible from the Love and Live sections to give preschoolers choices to learn. Incorporate the Bible story, the Christ connection, and key passage phrase in your conversations as the preschoolers engage in learning activities throughout the session.

WELCOME

Use the following activity to greet children as they enter the classroom. Talk about the big picture question and answer. After each child completes the welcome activity, encourage him to participate in the activities provided from the Love and Live sections of the leader guide.

EXPLORE A COMMUNICATION STATION

Before the session, cut a slot in the top of a box, large enough for an envelope to pass through. Place the box, envelopes, ink stamps, and stickers on one side of a table. Lay the big picture question poster in the middle of the table and arrange the toy laptop and phones on the other side. As children arrive, invite them to come to the table to get some envelopes ready to mail. Share that when someone wants to mail something, they place it in an envelope, they address it, and then put a stamp on it. Show children the supplies and encourage them to use washable ink stamps and stickers to decorate their envelopes. Then prompt children to mail their letters through the slot on the top of the box. As children finish mailing letters, encourage them to play with the other toys on the table.

SAY I'm so glad that you are here today. How many letters did we mail? [Open the box and count the envelopes.] People often send letters to tell others some really good news. [Point to the big picture question and answer poster.] Our big picture question says, What should Christians do? We should tell others the good news of Jesus. In today's Bible story, Paul sends a letter to his friends in Rome. Paul tells them how to live for Jesus. Paul also asks his friends to pray for him because he wants to tell other people living in Jerusalem the good news about Jesus.

Worship songs
* Praise The Lord
* Light of the world

Transition from **WELCOME** to **LEARN**





THE STORY OF THE GOSPEL

LEARN the Bible Story

1 INTRODUCE THE BIBLE STORY

Before the session, fold the Bible story picture poster and place it in the envelope. Play music and invite the children to gather in a circle. Prompt the children to pass the envelope around the circle. Stop the music and say to the child holding the envelope, “_____ (child’s name), I have message for you. Tell others about Jesus.” Continue the game of playing the music, passing the envelope, and giving each child a message. Some suggested messages include Jesus loves you; be patient; help others; serve others; help those in need; live in peace. When each child has received a message, open the envelope, remove the Bible story picture poster and display it.

SAY “When we send letters, we put them in envelopes. Today we are going to hear about a letter that Paul wrote to some Christians in Rome.”



2 TELL THE BIBLE STORY video

Open your Bible to Romans 15 and tell the following Bible story.

WE ARE HERE TO GLORIFY GOD

SAY “Paul wrote a letter to help Christians in Rome. He reminded them how to live for Jesus. Paul wanted to teach them how to treat people who do not know and love Jesus. Paul wrote, “We should be patient with others. We should help them and not just think about ourselves. If we are strong, we should help anyone who is weak.”

Paul said that people who know and love Jesus can look to Jesus to know what to do. Jesus always cared for others. He always did what was right. He showed us how to love everyone. Jesus died to rescue people from sin. We should serve and help others too.”

God wants us to love one another like Jesus loved us. Paul wrote, “I pray that God will help you get along with others. Love one another and live in peace. When you do this, you honor God.”

Paul wanted to visit the Christians in Rome, but he had other work to do first. God told Paul to tell the good news about Jesus to the non-Jewish people. “I want to share the good news with people who have never heard about Jesus,” he said. Paul asked the Christians to pray for him, and he went to the city of Jerusalem.”

Christ Connection: God made people to honor Him. When we trust in Jesus and follow Him, we honor God by helping others.



THE STORY OF THE GOSPEL

3 REVIEW THE BIBLE STORY

Play music again and invite children to pass the envelope. Stop the music at random intervals and invite the child holding the envelope to say one thing that he remembers from the Bible story. If the child needs help remembering something, ask questions such as: What did Paul write? Who did he write to? Who can we look to to help us know what to do? Who did Paul want to visit? Who did God want Paul to tell the good news about Jesus? What did Paul ask those in Rome to do for him as he went to the city of Jerusalem?

SAY 🗣️ Paul wrote a letter to help Christians in Rome. He reminded them how to live for Jesus. Paul told them that God made people to honor Him. When we trust in Jesus and follow Him, we honor God by helping others. 🗣️

4 SING A SONG

Sing the song to the familiar tune of “Are You Sleeping?”

“Tell the good news, tell the good news.
Jesus saves, Jesus saves.
I can share the message; I can share the message.
Everyday, everyday.”

* Song: “Declare His Glory”

5 LEARN AND PRACTICE THE KEY PASSAGE PHRASE

Before the session, print the “Key Passage Cards” printable and cut apart. Place the key passage phrase marker at Psalm 96:3. Invite a child to open your Bible to the key passage. Read the key passage aloud. Stretch the yarn between two chairs creating a clothesline. Mix up the cut apart “Key Passage Cards” printable and invite the children to work together to pin the cards in order on the line. Invite the children to say the key passage phrase with you again.



SAY 🗣️ Our key passage reminds us to tell people of God’s wonderful works. Some of God’s wonderful work was sending Jesus, who died to rescue people from sin. Paul sent a letter to Christians in Rome telling them that people who love Jesus can look to Jesus to know how to love others. 🗣️

6 PRAY

Ask God to help us love others like Jesus did by being kind, patient, and helpful.

Transition from **LEARN** to **LOVE**





THE GOD OF THE GOSPEL

LOVE God because of what we learned

1 **SEARCH FOR LETTERS**



Write various letters of the alphabet on different-colored index cards with a permanent marker. Show the children the letters that you have created. Prompt the children to bow their heads and close their eyes. While the children's eyes are closed, hide the letters around the classroom in plain sight and at their eye level. Once the letters are hidden, invite the children to search the room for the letters and then to bring them to you. Play several rounds of the game.

SAY What did you find today? [Give children the chance to answer.] You found letters! In our Bible story, Paul sent a letter to Christians in Rome. Paul wanted to teach them how to treat people who do not know and love Jesus. He said that God wants us to love one another like Jesus loved us. When we do this, we honor God. God made people to honor Him. When we trust in Jesus and follow Him, we honor God by helping others.

2 **DIG FOR IT**

Place the paper shreds in a large bin. Hide the pencils, crayons, and markers all throughout the shredded paper. Invite a child to dig through the paper shreds to find the items. As the child finds the items, help them place them on a table together in groups. Prompt them to group crayons in one area, pencils in another area, and markers in another group. When all of the items are found, hide them again for other children to find.

SAY Pencils, crayons, and markers. We can color, draw, and write with all of these items. Paul wrote to Christians in Rome, and he told them, 'I pray that God will help you get along with others. Love one another and live in peace. When you do this, you honor God.' God made people to honor Him. When we trust in Jesus and follow Him, we honor God by helping others.

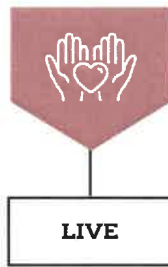
3 **MAKE A NATURE BOOKMARK**

Write the phrase, God made people to honor Him, on a mailing label for each child. Cut two pieces of clear contact plastic for each child that is approximately 2 ½ inches by 8 inches long. Distribute one piece of the clear contact plastic to each child. Direct the children to arrange tissue paper and dried flowers on the sticky side of their piece of paper. When the children have finished, place the second piece of clear contact plastic, sticky side down on top of their creations and direct the children to firmly press down, sealing the edges of their bookmark. Help as needed. Distribute a prepared label to each child and have them stick it on their bookmark.

SAY Our bookmark says, 'God made people to honor Him.' Paul wrote and reminded Christians in Rome how to live for Jesus. Paul told people that when we trust in Jesus and follow Him, we honor God by helping others.

Transition from **LOVE** to **LIVE**





THE MISSION OF THE GOSPEL

LIVE for God out of love

1 TAP OUT THE KEY PASSAGE PHRASE

Invite a child to make music with a cup. Turn the cup over and demonstrate how to pat the bottom of the cup. Then demonstrate how to tap the cup's top on the table creating a different sound. Encourage the child to experiment with making different sounds with the cup. Say the key passage phrase as you tap a rhythm with the cup. Then, encourage the child to say the key passage with you while they tap a rhythm.

SAY “Can you say the key passage phrase with me as you beat out a rhythm with your cup? This key passage means that we are to tell others the wonderful things God does. Paul knew that this was his job. That is why he wrote to Christians living in Rome, to tell them all the wonderful works that God did through His Son Jesus.”

2 MISSIONS ACTIVITY

Guide preschoolers to take turns pretending to serve people breakfast foods on toy dishes and pour pretend coffee. Some preschoolers can pretend to eat while others pretend to serve the guests. Explain to preschoolers that the church and Reborn Ministries offer a Saturday morning community program for adults where they serve coffee and breakfast. Pray for Reborn Community Church as they help to meet needs in their community and as they tell the people about Jesus.

SAY “What is your favorite breakfast food? On Saturday mornings, Reborn Ministries serves coffee and breakfast to grown-ups. The ministry also hosts fun after-school programs for kids and teaches them about the Bible. Kids can also participate in activities like basketball and baseball camps.”

3 SNACK AND TRANSITION

Post an allergy alert. Serve the snack. As children eat, review and talk about the Bible story. When children finish their snack, lead them to complete the activity page. As they work, continue talking about the Bible story and emphasize the Christ connection.

SAY “God made people to honor Him. When we trust in Jesus and follow Him, we honor God by helping others.”

Remember to communicate helpful information to the bonus teaching hour leaders. If parents are picking up children at this time, tell them something their child did well during the session. Distribute the big picture cards for families. Encourage parents to engage with the family discussion starters and family activities during the week.



BONUS

TEACHING HOUR

BONUS Teaching Hour Group Time

1 LET'S WORK TOGETHER

Invite the children to find a friend and to walk with their friend to the group time area. After the children arrive, give each pair of children a job to perform together. For example, invite one pair to go push in all the classroom chairs, another to pick up the blocks, a third to pick up the books, and so forth. Help direct as needed. When all the tasks are done, invite the children back to the group time area and thank them for working together.

2 TALK ABOUT THE BIBLE STORY

Open the Bible to Romans 15. Use the summarized points below to talk about the Bible story.

WE ARE HERE TO GLORIFY GOD

- Paul wrote a letter to help Christians know how to live for Jesus. Paul said, "Be patient with others. Help others. Don't just think about yourself."
- Paul said, "If you are strong, help someone who is weak." Then Paul said that people can know what to do by doing what Jesus did. He cared for people. He did what was right.
- We can serve and help others too. God wants us to love one another. When we love one another and do not fight, we honor God.
- Paul wanted to share the good news about Jesus with people who never heard about Jesus. Paul asked for Christians to pray for him, and then he went to the city of Jerusalem.

3 SING A SONG

Sing the song below to the tune of "Are You Sleeping?"

"Tell the good news, tell the good news.
Jesus saves, Jesus saves.
I can share the message; I can share the message.
Everyday, everyday."

4 SAY THE KEY PASSAGE PHRASE

Place the key passage phrase marker at Psalm 96:3. Invite a child to open your Bible to the key passage and to hand you the marker. Invite children to stand in a circle with you and to hold hands. As you hold hands, say the key passage phrase aloud.

5 PRAY

Ask God to help you honor Him by getting along with others.



BONUS

TEACHING HOUR

BONUS Teaching Hour Activities

6 WRITE LETTERS TO CHURCH LEADERS



Point out some of the leaders in your church, such as: pastor, worship leader, children's minister, youth minister, Sunday school teachers, and so forth. Distribute crayons, markers, and construction paper to the children. Write the key passage phrase on each paper. Invite children to write a letter to a leader in their church. Write your own note explaining to leaders that your children are learning about Paul. When the children are finished, collect the letters, including your own letter, to be delivered.

SAY “ I am going to give our letters to _____ (fill in the blank with your own church leader's names) later on this week. Thank you for writing to our church leaders and reminding them to tell people of God's wonderful works. That is our key passage phrase. This key passage reminds us to tell others about all the wonderful things that God has done, including sending Jesus to rescue people from their sin. ”

7 SPELL WITH PLAY DOUGH LETTERS

On the index cards, write the words GOD, JESUS, BIBLE, LOVE, HELP, PAUL. Place the cards, playdough, rollers, and letter cutters on a tabletop. Invite a child to spell words with you. Read all the index card words to a child and prompt him to select a word. Guide the child to roll some playdough flat on the table. Then show him which letter cutters he needs to spell his word. When his word has been spelled, ask him to tell you why this word was important in the Bible story.

SAY “ We use alphabet letters to spell words and to write. Paul also wrote words when he wrote letters to Christians in Rome. Paul wrote and reminded Christians how to live like Jesus. Paul said that we honor God when we love one another and live in peace. ”

8 WASH DISHES TOGETHER

Create a dish washing station. Spread out a beach towel and fill a bin halfway with water. Place the dish cloth, and some toy dishes in the bin. Demonstrate how to wash a dish with the dish cloth, and then how to dry a dish with the towel. Demonstrate how to stack dishes neatly on the table. Then, invite the children to take turns washing the dishes and drying the dishes. After the children have finished, enlist their help in putting the dishes away.

SAY “ Thank you for being patient, for working together, and for helping me out. Our toy dishes had gotten pretty dirty from being played with, but they are now clean and ready to use again. Paul reminded the Christians in Rome that they needed to be patient with others, help others, get along with others, and love others. When we do these things, it honors God. God made people to honor Him. When you trust in Jesus and follow Him, we honor God by helping others. ”

Release preschoolers to parents according to your church's security procedure. Tell them something that their child enjoyed doing or did well during the session.