



UNIT 34 | SESSION 3

## PAUL VISITED THE CHURCHES

ACTS 18-21

### CHRIST CONNECTION:

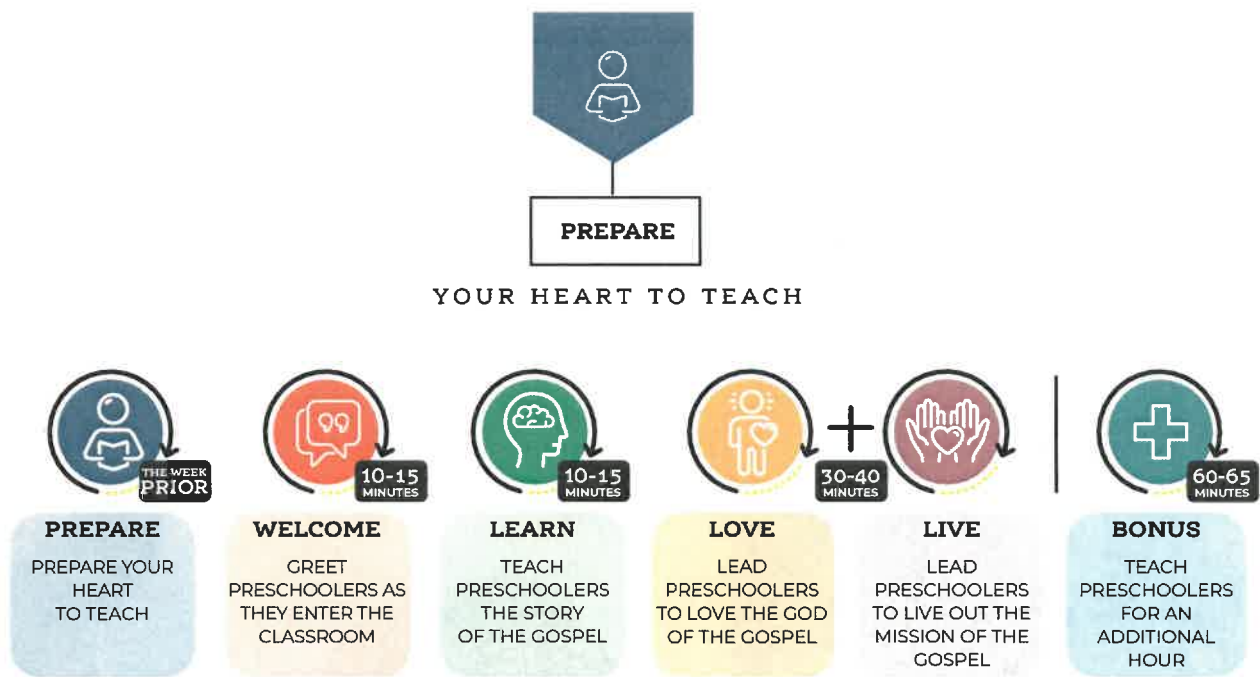
As Paul traveled, he told as many people as he could about Jesus. The church grew. Paul wanted to follow God's plan no matter what.

### BIG PICTURE QUESTION:

What should Christians do? We should tell others the good news of Jesus.

### KEY PASSAGE PHRASE:

Psalm 96:3



## LEADER Bible Study

This session, we read of Paul's determination to extend Christ's invitation of faith to non-believers and to deepen the faith of those who were believers. No part of this third missionary journey proved to be easy. Even still, Paul knew his purpose was to proclaim the gospel to all who would listen, testifying to the grace he'd so freely received.

What propelled Paul forward on his voyages, despite the dangers and troubles he faced? What drew others to listen to him, believing in the gospel he'd committed his life to proclaim?

In Acts 18:9, the Lord declared to the apostle Paul in a night vision, "Don't be afraid, but keep on speaking and don't be silent..." These words strengthened him amidst the legal allegations he faced in Corinth and even further as he traveled throughout Asia on mission for the gospel. It was Paul's steadfast conviction that made others hone in on the words he spoke about God's kingdom. They listened as he gave of his time, committing months and sometimes even years of his life to growing his disciples in the faith. He taught diligently and passionately, believing that God would be faithful to open the people's hearts toward His truth.

Paul faced opposition from idol worshippers in Ephesus, as well as from Jews who plotted against him as he began to set sail for Syria. The gospel was controversial on all sides—for all who did not believe Jesus was the only way to the one, true God. Even still, God protected Paul throughout this journey, and the missionary even declared that the value of his life could only be found in proclaiming Christ's truth.

Though Paul ventured to so many places, met so many people, and experienced so many different cultures, it all points back to the incredible God who safely led him on this journey for the spread of the gospel. Help your kids see that we serve the same God that Paul did, and that He is worthy of our trust and obedience as we set sail on mission—near or far—so that others would know His saving love in Christ. May we, too, seize every opportunity to share His love with all who may hear.

### EVENTS TO KNOW

**Paul's Third Journey:** Paul traveled through various regions, including Ephesus, preaching and performing miracles. He continued to spread Christianity despite opposition.



**PREPARE**

YOUR HEART TO TEACH

## **GATHER** Supplies

Keep a supply of the following items available during all teaching sessions: Allergy Alert, Bibles, washable markers, crayons, scissors (adult use), blunt-tipped scissors, construction paper, copy paper, glue sticks, glue, tape, baby dolls, blocks, play dough, and a beanbag.



**WELCOME**

### **Explore a communication station**

- ☐ Big Picture Question Poster
- ☐ toy microphones, negaphones, telephones, cellphones, laptop, etc.
- ☐ dry erase board and markers or chalkboard and chalk



**LEARN**

### **Introduce the Bible story**

- ☐ Dry erase board and markers or chalkboard and chalk

### **Learn and practice the key passage phrase**

- ☐ Key Passage Phrase Marker
- ☐ "Key Passage Cards" printable



**LOVE**

### **Move people to church**

- ☐ extra-large pom-poms, 1 per child
- ☐ pool noodles (cut into halves), 1 half per child

### **Prepare and serve a snack**

- ☐ juice box, 1 per child
- ☐ disposable plates, 1 per child
- ☐ napkins
- ☐ snack items: fruit, crackers, cereal



**LIVE**

### **Watercolor a verse cross**

- ☐ watercolor paints
- ☐ paintbrushes
- ☐ smocks
- ☐ plastic cups
- ☐ painter's tape

### **Snack and transition**

- ☐ snacks
- ☐ Activity Page, 1 per child
- ☐ Big Picture Cards For Families, 1 per child



**BONUS**

### **Sleepy time**

- ☐ stuffed animal
- ☐ baby blanket

### **Say the key passage phrase**

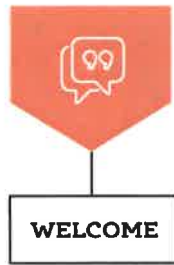
- ☐ Key Passage Phrase Marker

### **Parachute passage**

- ☐ toy parachute/ beach towel
- ☐ foam ball

### **Make a Jesus poster**

- ☐ dot markers
- ☐ bulletin board paper, 5-6 feet long



Provide as many learning activities as possible from the Love and Live sections to give preschoolers choices to learn. Incorporate the Bible story, the Christ connection, and key passage phrase in your conversations as the preschoolers engage in learning activities throughout the session.

## WELCOME



Use the following activity to greet children as they enter the classroom. Talk about the big picture question and answer. After each child completes the welcome activity, encourage him to participate in the activities provided from the Love and Live sections of the leader guide.

### EXPLORE A COMMUNICATION STATION

Position a table near the classroom door. Place the big picture question poster on the table. Place the toy laptop, megaphone, and phones on one side of the table. On the other side of the table place the chalkboard and chalk or the dry erase board and markers. Write JESUS at the top of the board. As children arrive, demonstrate how to draw on the board. Encourage children to write or draw something about Jesus. Offer each child a turn to write or draw something about Jesus on the board. As children draw on the board, read the big picture question to them. When a child has finished drawing, invite him to play with the other toys on the table.

**SAY** "I am so glad that you are here and that you told me about Jesus by writing on my board. Today during our Bible learning time, we are going to hear about a man named Paul. Paul traveled to visit churches. He met with believers at the churches and helped them know more about Jesus and how to love Jesus. Our big picture question says, **What should Christians do? We should tell others the good news of Jesus.** This is exactly what Paul does in today's Bible story, he tells people the good news about Jesus. And this is exactly what you did today when you drew on my board and talked to me, you told someone the good news about Jesus."

Worship Songs

\* JOY

\* God IS So good

Transition from **WELCOME** to **LEARN**





## THE STORY OF THE GOSPEL

### 3 REVIEW THE BIBLE STORY

Tell the children that you are going to point to the pictures again on the board. As you point to each picture, prompt them to tell you what they remember from the Bible story that goes along with each of the pictures drawn.

**SAY** “ Paul traveled around to many churches helping believers to know more about Jesus and how to love Him. As Paul traveled, he told as many people as he could about Jesus. The church grew. Paul wanted to follow God’s plan no matter what. ”

### 4 SING A SONG

Sing the song to the familiar tune of “Are You Sleeping?”

“Tell the good news, tell the good news.  
Jesus saves, Jesus saves.  
I can share the message; I can share the message.  
Everyday, everyday.”

\* Song - “Declare His Glory”

### 5 LEARN AND PRACTICE THE KEY PASSAGE PHRASE

Before the session, print the “Key Passage Card” printable and cut it apart. Place the key passage phrase marker at Psalm 96:3. Invite a child to open your Bible to the key passage, remove the marker, and then hand it to you. Read it aloud. Invite children to close their eyes and to bow their heads. Quickly hide the cut “Key Passage Cards” printable in plain view around the room. Prompt the children to search for the cards and to bring them to you. Once the cards are found, invite children to put them into order. Say the key passage phrase and guide children to say it again with you.



**SAY** “ The key passage phrase says, ‘Tell people of God’s wonderful works.’ This is what Paul did. Sending Jesus was one of God’s wonderful works. Even when it was difficult, Paul traveled and told as many people as possible about Jesus because he knew the most important thing was to do the work God had for him. ”

### 6 PRAY

Ask God to help us all—teachers, church leaders, parents, and kids—to follow God’s plan and to tell people the good news about Jesus.

Transition from **LEARN** to **LOVE**







LEARN

## THE STORY OF THE GOSPEL

### LEARN the Bible Story



#### 1 INTRODUCE THE BIBLE STORY *video*

Set the dry erase board and markers or chalkboard and chalk in the group time area. Invite children to come and to play a guessing game with you. Tell them that you are going to draw several pictures and that they are to say what you are drawing. Draw each of these pictures, leaving them on the board, so that at the end of the game all pictures are visible: man or stick figure, church, window, arm with a hand, and a Bible.

**SAY** 🗣️ In today's Bible story you are going to hear about a man named Paul [point to the stick figure], who visited many churches [point to the church]. Something interesting is going to happen that involves a window [point to the window]. Paul is going to heal someone by putting his arm around him [point to the arm and hand]. And finally, we are going to hear how Paul shared the good news of Jesus [point to the Bible] everywhere he went. Eutychus was dead, but Paul put his arms around him, and Eutychus came back to life. The believers took Eutychus home, and they were very glad. 🙏

#### 2 TELL THE BIBLE STORY

Open your Bible to Acts 18-21 and tell the following Bible story.

##### PAUL VISITED THE CHURCHES

**SAY** 🗣️ Paul traveled to visit churches. Paul met with believers at the churches and helped them know more about Jesus and how to love Him.

One night, Paul met with a group to eat the Lord's Supper. Paul talked to the group until midnight. While Paul talked, a young man named Eutychus (YOO tih kuhs) sat in the window. Eutychus fell asleep, and he fell right out the window.

Eutychus was dead, but Paul put his arms around him, and through God's power Eutychus came back to life. The believers took Eutychus home, and they were very glad.

Now Paul traveled back toward Ephesus. He asked the church leaders to meet him nearby. Paul told them that God wanted him to go to the city of Jerusalem. "I do not know what will happen there," Paul said, "but I know there will be trouble."

But this did not stop Paul. He knew that the most important thing was not having an easy life; the most important thing was to do the work God had for him. "I want to tell people the good news about Jesus," he said.

The church leaders prayed with Paul and said goodbye. 🙏

**Christ Connection:** As Paul traveled, he told as many people as he could about Jesus. The church grew. Paul wanted to follow God's plan no matter what.



LOVE

THE GOD OF THE GOSPEL

## LOVE God because of what we learned

### 1 GO TO SLEEP AND WAKE UP



Instruct the children to spread out around the room, to close their eyes, and to pretend to sleep. Say to the children that you will tiptoe around the room and gently touch someone on the head. When that person feels your touch, they are to jump up and to say, "I'm awake!" Then prompt the children to open their eyes and to see who is awake. The person who was chosen is now the person who selects someone to wake up while the other children pretend to sleep. Repeat the game until everyone has a turn.

**SAY** You only pretended to fall asleep and to wake up, didn't you? In our Bible story, Paul met with a group to eat the Lord's Supper. While Paul talked, a young man named Eutychus fell asleep and fell out of the window. Eutychus was not asleep; he was actually dead. Paul put his arms around him, and through God's power Eutychus came back to life.

### 2 MOVE PEOPLE TO CHURCH

Clear the room of any obstacles. In the middle of the floor, use masking tape to create a large square, about 1-foot wide. Drop the pom-poms on the floor around the classroom. Hand each child a pool noodle. Explain that the class is going to pretend that the pom-poms are people and that they are going to get the people to church—the taped box on the floor. Show children how to use the end of the pool noodle to sweep their pom-poms across the floor and to push them into the box. When children are finished, invite them to play again.

**SAY** That was a fun game, wasn't it? We had to get all of our pom-pom people into church. Paul visited many churches where he taught many believers. As Paul traveled, he told as many people as he could about Jesus. The church grew. Paul wanted to follow God's plan no matter what and do the work God had for him.

### 3 PREPARE AND SERVE A SNACK

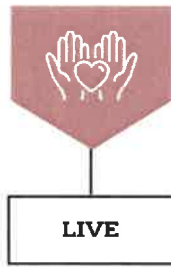


Invite children to clear off a table. Tell the children that you need their help getting ready to eat a snack. Invite one child to place a juice box at each child's seat. Another child to lay napkins, and a third child to place plates. Invite children to all be seated. Distribute some snack foods to each child. Then say a quick prayer for the food. Prompt children to begin eating their snack.

**SAY** During our Bible lesson we heard that Paul met with a group of people one night to eat the Lord's Supper. Paul talked to the group until late into the night. While Paul talked a young man named Eutychus sat in the window. Eutychus fell asleep, he fell out the window, and he died. But Paul put his arms around Eutychus and he came back to life. This was amazing! Paul traveled to many other places telling people all that he could about Jesus.

Transition from **LOVE** to **LIVE**





## THE MISSION OF THE GOSPEL

### **LIVE** for God out of love

#### **1 WATERCOLOR A VERSE CROSS**

Before the session, use the tape to create a cross on the paper. Write the key passage phrase along the bottom of the page for each child with permanent marker. Help children put on smocks and guide them to sit at a table. Distribute prepared cross papers, brushes, watercolors, and cups of water. Show children how to dip their brushes into the water, then into the paint, and then to paint onto the paper. Guide children to cover their entire pages with paint. When the children are done, remove the tape, and set papers aside to dry.

**SAY** “The key passage printed on your cross pictures says, ‘Tell people of God’s wonderful works. Psalm 96:3.’ Sending Jesus was a part of God’s wonderful works. In our story, we heard how Paul wanted to travel everywhere telling people the good news about Jesus.”

#### **2 MISSIONS ACTIVITY**



Form pairs of preschoolers and place each pair in a different area of the room with some blocks. Instruct children to work with their partners to construct a house. Then gather the preschoolers and take a tour of the neighborhood they built.

**SAY** “Chicago West Bible Church prayed for a building to help them bring hope and the good news about Jesus to West Chicago. God answered their prayers and Chicago West Bible Church moved into a building to partner with the work of the Chicago Ministry Center. Let’s pray that the people working at the Chicago Ministry Center will continue to meet the needs of the people in the community and that they would have the opportunity to tell the people about Jesus. [Lead a prayer or allow a child to pray.]”

#### **3 SNACK AND TRANSITION**

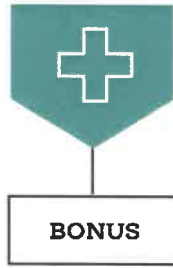


Post an allergy alert. Serve the snack. As children eat, review and talk about the Bible story. When children finish their snack, lead them to complete the activity page. As they work, continue talking about the Bible story and emphasize the Christ connection.

**SAY** “As Paul traveled, he told as many people as he could about Jesus. The church grew. Paul wanted to follow God’s plan no matter what.”

Remember to communicate helpful information to the bonus teaching hour leaders. If parents are picking up children at this time, tell them something their child did well during the session. Distribute the big picture cards for families. Encourage parents to engage with the family discussion starters and family activities during the week.





## TEACHING HOUR

### **BONUS** Teaching Hour Group Time

#### **1 SLEEPY TIME**

Invite children to join you in group time. As children arrive, invite them to spread out around the group time area. Show children your sleepy time friend and blanket. Tell children pretend to sleep. As children are pretending, ask them to tell you if they have a favorite stuffed animal or blanket that they sleep with. Tell them that while Paul was teaching people about Jesus, something unusual happened to a person who was sleeping. Remind the children to lay quietly and to listen carefully as you tell the story.

#### **2 TALK ABOUT THE BIBLE STORY**

Open the Bible to Acts 18-21. Use the summarized points below to talk about the Bible story.

##### **PAUL VISITED THE CHURCHES**

- Paul traveled all around to visit churches. He met with people who believed in Jesus and helped them know and love Jesus more.
- One night, Paul talked to a group of people. It was very late, and a young man named Eutychus (YOO tih kuhs) was sitting in the window to listen. Eutychus fell asleep and fell out of the window and died.
- Paul put his arms around Eutychus, and he came back to life! The people took Eutychus home, and they were very glad.
- Now Paul wanted to go to Jerusalem. Paul said, "I want to tell people the good news about Jesus." The church leaders prayed with Paul and said goodbye.

#### **3 SING A SONG**

Sing the song below to the tune of "Are You Sleeping?"


"Tell the good news, tell the good news.  
Jesus saves, Jesus saves.  
I can share the message; I can share the message.  
Everyday, everyday."

#### **4 SAY THE KEY PASSAGE PHRASE**

Place the key passage phrase marker at Psalm 96:3. Invite a child to open your Bible to the key passage, to remove the marker. Show the marker and read it aloud. Invite the children to close their eyes and to pretend to yawn as they say the key passage phrase.

#### **5 PRAY**

Ask God to help us be people who follow His plan, no matter what, and to tell others about Jesus even when it is hard.



## TEACHING HOUR

### **BONUS** Teaching Hour Activities

#### **6** CREATE A CITY

Provide blocks and a roll of masking tape for the group of children. Invite the children to use the blocks and the tape to build a city. Demonstrate how to lay several lines of tape on the floor to serve as roads. Then prompt the children to build churches, houses, businesses, and other buildings with the blocks along the roads that they have created.

**SAY** “ We use roads to travel, sometimes we use them to travel to other cities. Paul traveled all around to visit churches and help people know more about Jesus. Paul traveled to Ephesus and told the church leaders there that God wanted him to go to the city of Jerusalem even though there might be trouble for him in Jerusalem. Paul knew that the most important thing was not having an easy life; the most important thing was to do the work God had for him. ”

#### **7** PARACHUTE PASSAGE

Open the parachute and invite children to hold onto the edges. Show children how to lift it up and down, how to create ripples, and how to create large waves. Direct children to say the key passage phrase with you as you shake the parachute and create large waves. Toss the foam ball onto the parachute and challenge children to say the key passage before they pop the ball off the parachute. Continue playing with the parachute as long as time and the children's attention spans allow.

**SAY** “ Can you repeat the key passage phrase with me again? God's wonderful works include sending Jesus to save people from their sin. Paul knew this and that is why he traveled around and told people the good news about Jesus. Because he told people about Jesus, the church grew and got bigger. Paul wanted to follow God's plan no matter what. ”

#### **8** MAKE A JESUS POSTER

Using a permanent marker, write JESUS in large block letters on the bulletin board paper. Make sure that it covers a significant part of the paper. Lay the paper flat on a tabletop or on the floor. Distribute dot markers and invite children to decorate the paper with the dot markers. As children decorate the poster, read the written letters to the children, and tell them that the letters spell the name of Jesus. When the children are finished with the poster, invite them to help you hang the paper outside the classroom for their families to see.

**SAY** “ J-E-S-U-S. The letters on our poster spell Jesus. Paul knew that the most important work that he could do was to tell other people the good news about Jesus. As Paul traveled, he told as many people as he could about Jesus. We can also do this work. Let's hang our poster outside of our classroom so that we can tell everyone who sees it all about Jesus, just like Paul did. ”

Release preschoolers to parents according to your church's security procedure. Tell them something that their child enjoyed doing or did well during the session.