



UNIT 33 | SESSION 3

## JESUS CAN FORGIVE ANYONE

2 CORINTHIANS 5

**CHRIST CONNECTION:**

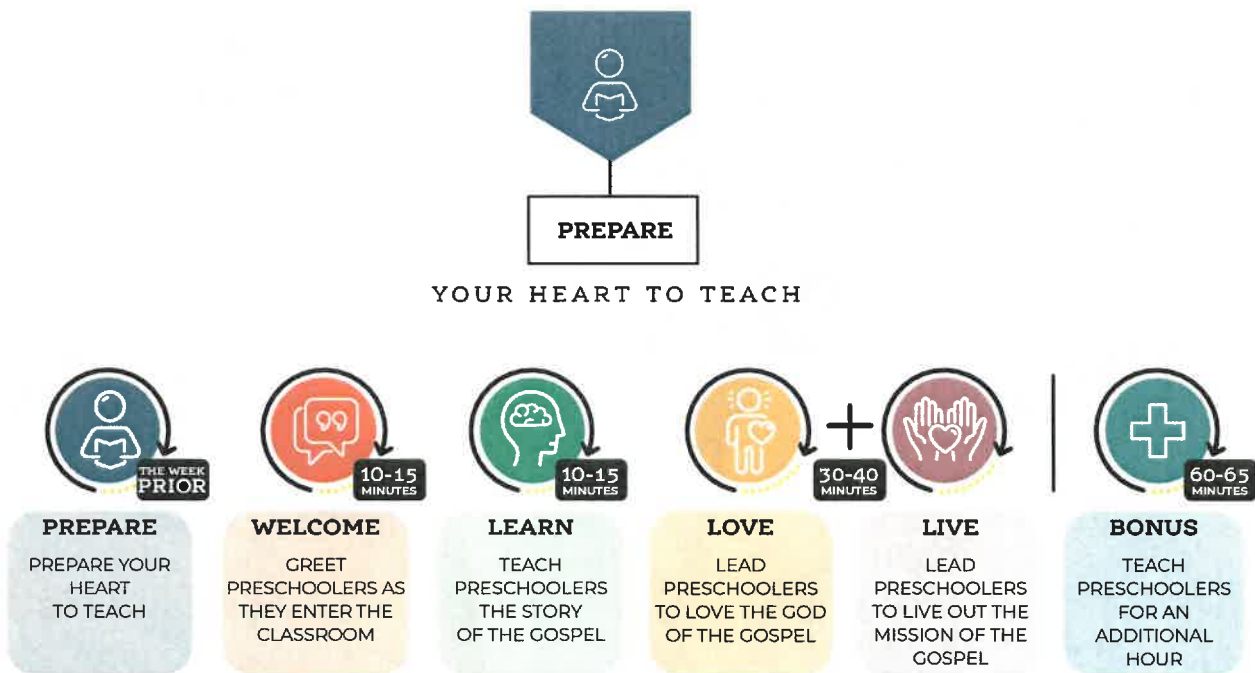
Jesus can forgive anyone. When we trust in Jesus, God forgives our sin and invites us into His family forever.

**BIG PICTURE QUESTION:**

Who can be saved? Anyone who trusts in Jesus is saved.

**KEY PASSAGE PHRASE:**

God sent His Son, Jesus, into the world to save people. John 3:17



## LEADER Bible Study

One theme Paul wrote about in the book of 2 Corinthians is the forgiveness of God through Jesus Christ. He shared of his own need for reconciliation with God and how he—like us—had been tasked with taking part in the Lord’s ministry of reconciliation. Being a part of God’s family means bringing others into His kingdom, too.

How can anyone be forgiven of their sins? What does it look like to live as one forgiven by God?

Like Paul, we are all in need of the Lord’s forgiveness because we have all sinned against Him. Paul reminded the Corinthian church that forgiveness of sins has been made possible through Christ’s perfect sacrifice. It is faith in Jesus alone that reconciles us to God, and it is faith in Jesus by which our sins are not counted against us. Through Jesus’ willing sacrifice on our behalf, He was made sin so that in Him we might become the righteousness of God. Thus, forgiveness is given to anyone who turns to Christ as Savior and Lord.

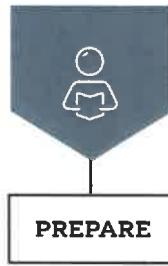
Paul continued to encourage the Corinthians to live as forgiven people who are compelled by the love of Christ to share the gospel with others. No longer should we live for ourselves, seeking after the ways of the world. Rather, we live as new creations,

set on making much of Jesus and declaring how only He can reconcile us to God. The hearts of forgiven people saved by grace have a deep desire for others to know the love of Jesus and be saved.

As you prepare for this session, consider the forgiveness you’ve received from God. How has repentance played a role in your life as a believer? What is your testimony of being brought from death to life, and how can you share it with the kids in your class? Ask God to make the reality of His power to save and forgive real in the hearts and minds of your class today.

### DOCTRINE TO KNOW

**Christ as Reconciliation:** Through Christ’s death, God provides the means whereby the broken relationship between God and humanity is restored and renewed.



YOUR HEART TO TEACH

## GATHER Supplies

Keep a supply of the following items available during all teaching sessions: Allergy Alert, Bibles, washable markers, crayons, scissors (adult use), blunt-tipped scissors, construction paper, copy paper, glue sticks, glue, tape, baby dolls, blocks, play dough, and a beanbag.



### Find and complete the hidden puzzle

- ☐ Big Picture Question Poster



### Introduce the Bible story

- ☐ manilla envelope

### Review the Bible story

- ☐ envelopes

### Learn and practice the key passage phrase

- ☐ Key Passage Phrase Marker



### Care for dolls

- ☐ doll clothes
- ☐ blankets
- ☐ baby bottles
- ☐ baby toys

### Play musical instruments

- ☐ musical instruments
- ☐ worship songs of your choice (optional)



### Paint a cross

- ☐ smocks, 1 per child
- ☐ painter's tape
- ☐ watercolor paints
- ☐ paintbrushes
- ☐ small cups for water
- ☐ "Key Passage Phrase Labels" printable, 1 copy

### Missions activity

- ☐ Allergy Alert
- ☐ yarn
- ☐ plate
- ☐ O-shaped cereal

### Snack and transition

- ☐ snacks
- ☐ Activity Page, 1 per child
- ☐ Big Picture Cards For Families, 1 per child



### Spell the name

#### Jesus

- ☐ sticky notes

### Say the key passage phrase


- ☐ Key Passage Phrase Marker

### Play with a doll house

- ☐ doll house
- ☐ people figures

### Create a life-size drawing

- ☐ large paper



Provide as many learning activities as possible from the Love and Live sections to give preschoolers choices to learn. Incorporate the Bible story, the Christ connection, and key passage phrase in your conversations as the preschoolers engage in learning activities throughout the session.

## WELCOME

Use the following activity to greet children as they enter the classroom. Talk about the big picture question and answer. After each child completes the welcome activity, encourage him to participate in the activities provided from the Love and Live sections of the leader guide.

### FIND AND COMPLETE THE HIDDEN PUZZLE

Post the big picture question poster near the entrance to the classroom. Write the message Jesus can forgive anyone on the back of the Bible story picture poster. Cut the Bible story picture into a three-piece puzzle. Tape the puzzle pieces in separate places in the classroom. Greet preschoolers as they enter the room. Encourage them to find the puzzle pieces and complete the puzzle. Celebrate when the puzzle is completed. Read the message on the back of the puzzle to preschoolers and talk about the picture. Encourage preschoolers to hide the puzzle pieces again for the next preschooler to find.

*Who can be saved?*  
**SAY** I am so glad that you are at church today. Our big picture answer reminds us that Anyone who trusts in Jesus is saved. There is a special message hidden on puzzle pieces in the classroom. Can you find the puzzle pieces? Paul wrote a message like this to the people in Corinth. He reminded Jesus' followers that because of Jesus, God forgives our sin and invites us into His family forever.

*Worship songs*

*\* I might Be small....*

*\* Jesus Loves Me*

Transition from **WELCOME** to **LEARN**





## THE STORY OF THE GOSPEL

### **LEARN** the Bible Story

#### **1 INTRODUCE THE BIBLE STORY**

Write a letter to the preschoolers in your class. Tell boys and girls that Jesus can forgive anyone. Remind them that when we trust in Jesus, God forgives our sin and invites us into His family forever. Place the letter in a large manila envelope and hide it in the classroom. Invite preschoolers to help you find the envelope with the special letter inside. Once someone has found the envelope, invite everyone to group time and read the letter aloud.

**SAY** “ Paul wrote a letter like this one to the people in the church in Corinth. He wanted to share the good news that Jesus came into the world to rescue sinners. ”

#### **2 TELL THE BIBLE STORY** *Video*

Open your Bible to 2 Corinthians 5 and tell the following Bible story.

#### **JESUS CAN FORGIVE ANYONE**

**SAY** “ Paul wrote letters to the church in Corinth. Paul reminded Jesus’ followers in the church that because of Jesus, God forgives our sin and invites us into His family forever. God loves us, and He wants us to tell people about Jesus.

Jesus had saved Paul, who was Jesus’ enemy. Without Jesus, everyone is an enemy of God. Paul wanted to share the good news that Jesus came into the world to rescue sinners.

Paul wrote, “We want to obey God and tell people about Jesus because Jesus loves us. We love Him too!”

Jesus changes everything. Paul wrote, “When we follow Jesus, we are changed. If anyone is in Christ, he is a new creation; the old has passed away, and see, the new has come!”

Something amazing happened when Jesus died on the cross and rose from the dead. Paul wrote, “God made us right through Jesus.”

God gives us the mission of telling others about Jesus. Paul wrote, “God can use us so other people will know and love Jesus. We can tell others the good news.” ”

Christ Connection: Jesus can forgive anyone. When we trust in Jesus, God forgives our sin and invites us into His family forever.





## THE STORY OF THE GOSPEL

### 3 REVIEW THE BIBLE STORY

Ask each preschooler to name someone he or she can tell about Jesus. Write the name on an envelope and give the envelope to the child.

**SAY** 🗣️ Paul wrote a letter to the church in Corinth. When we write letters, we place them in envelopes. You can tell the people whose names we wrote on your envelopes about Jesus like Paul did. God gives us the mission of telling others about Jesus. God can use us so that other people will know and love Jesus. 🙏

### 4 SING A SONG

Sing the song to the familiar tune of “For He’s a Jolly Good Fellow.”

“God sent His Son, Jesus.

God sent His Son, Jesus.

God sent His Son, Jesus, into the world to save people.”

\* “To save the world” song

### 5 LEARN AND PRACTICE THE KEY PASSAGE PHRASE

Place the key passage phrase marker at John 3:17. Invite a child to open your Bible to the key passage phrase. Encourage preschoolers to say the phrase with you multiple times. Each time you say the phrase, leave out a word, leading preschoolers to say the missing word.

“God sent His Son, Jesus, into the world to save \_\_\_\_ . John 3:17.”

“God sent His Son, Jesus, into the world to \_\_\_\_ people. John 3:17.”

“God sent His Son, Jesus, into the \_\_\_\_ to save people. John 3:17.”

“God sent His Son, \_\_\_\_, into the world to save people. John 3:17.”

“\_\_\_\_ sent His Son, Jesus, into the world to save people. John 3:17.”



**SAY** 🗣️ God sent His Son, Jesus, into the world to save people. Paul said that Jesus can forgive anyone. When we trust in Jesus, God forgives our sin and invites us into His family forever. 🙏

### 6 PRAY

Pray. Thank God for sending Jesus. Ask God to help us tell others about Him and how much He loves them.

Transition from **LEARN** to **LOVE**





## THE GOD OF THE GOSPEL

### **LOVE** God because of what we learned

#### 1 CUT OUT HEARTS



Fold small pieces of construction paper in half. Draw half of a heart shape against the fold. Demonstrate for preschoolers how to cut along the outline. Assist preschoolers as needed with cutting. Then open the folded paper to reveal the whole heart. Provide additional construction paper and glue sticks for preschoolers who would like to glue their hearts onto paper.

**SAY** Hearts remind me of love. Paul wrote a letter to the church in Corinth. In his letter, he told the people that we want to obey God and tell people about Jesus because Jesus loves us, and we love Him too. God give us the mission of telling others about Jesus. We can tell others the good news. God can use us so that other people will know and love Jesus too.

#### 2 CARE FOR DOLLS

Place dolls, blankets, doll clothes, baby bottles, and other baby toys out for preschoolers to explore. Encourage boys and girls to care for the dolls. Demonstrate how to dress the dolls and wrap them in blankets. Preschoolers may enjoy pretending to give the dolls a bath or feed them a meal. Talk about how families love and care for each other.

**SAY** Families love and care for one another. Paul reminded Jesus' followers that because of Jesus, God forgives our sin and invites us into His family forever. Jesus saved Paul, who was Jesus' enemy. Without Jesus, everyone is an enemy of God, but Jesus can forgive anyone. When we trust in Jesus, God forgives our sin and invites us into His family forever.

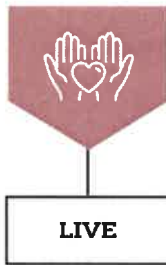
#### 3 PLAY MUSICAL INSTRUMENTS

Invite preschoolers to join you in playing musical instruments such as rhythm sticks, bells, or a xylophone. Encourage the boys and girls to sing songs about Jesus. Sing familiar songs such as "Jesus Loves Me" or the key passage phrase song for this unit. Consider playing recordings of familiar praise songs that preschoolers can play their instruments to and sing along with as well.

**SAY** You made beautiful music with the instruments you were playing. We can play instruments and sing songs to praise God. We want to obey God and tell people about Jesus because Jesus loves us. Jesus changes everything. Paul wrote and told the people that when we follow Jesus, we are changed. He said that if anyone is in Christ, he is a new creation; the old has passed away, and see, the new has come! God made us right through Jesus.

Transition from **LOVE** to **LIVE**





## THE MISSION OF THE GOSPEL

### **LIVE** for God out of love

#### 1 PAINT A CROSS

Use painter's tape to make a cross on a piece of construction paper for each child. Place the paper, watercolor paints, brushes, and small cups of water on the table. Assist preschoolers with placing a smock over their clothes. Demonstrate how to paint over the whole paper, including over the tape. Once the paint has dried, remove the tape to reveal a cross. Place a key passage phrase label on the paper.

**SAY** “Look at the cross you made. A cross reminds me of Jesus. Something amazing happened when Jesus died on the cross and rose from the dead. God made us right through Jesus. Our key passage phrase says that God sent His son, Jesus, into the world to save people.”

#### 2 MISSIONS ACTIVITY



Before the session, display the Allergy Alert for parents to see. Cut yarn into about 18-inch strands. Distribute a plate with a handful of O-shaped cereal to each preschooler. Show preschoolers how to make an edible lei by stringing some cereal on the yarn. Help preschoolers secure the ends of their leis and taste the items on their edible lei. Close in prayer, thanking God for missionaries who tell people about Jesus.

**SAY** “Your leis look delicious! Betsey Stockton and Charles and Harriet Stewart were part of a missionary team that traveled to Hawaii. Betsey taught children in a school until they had to go back home due to Harriet's health. They returned home and Betsey continued to teach children in school and share about God and His Son, Jesus. God sent His Son, Jesus, into the world to save people.”

#### 3 SNACK AND TRANSITION



Post an allergy alert. Serve the snack. As children eat, review and talk about the Bible story. When children finish their snack, lead them to complete the activity page. As they work, continue talking about the Bible story and emphasize the Christ connection.

**SAY** “Jesus can forgive anyone. When we trust in Jesus, God forgives our sin and invites us into His family forever.”

Remember to communicate helpful information to the bonus teaching hour leaders. If parents are picking up children at this time, tell them something their child did well during the session. Distribute the big picture cards for families. Encourage parents to engage with the family discussion starters and family activities during the week.





**BONUS**

TEACHING HOUR

## **BONUS** Teaching Hour Group Time

### **1 SPELL THE NAME JESUS**

Write the letters J-E-S-U-S on individual sticky notes and stick them up around the room. If you have more than five preschoolers in your class, make another set or draw hearts on a few sticky notes so that there is a sticky note for every child. Invite preschoolers to find the notes and bring them to group time. When everyone has brought their notes, arrange them to spell Jesus. Tell preschoolers that Paul wrote a letter to the church in Corinth to encourage them to tell others about Jesus.

### **2 TALK ABOUT THE BIBLE STORY**

Open the Bible to 2 Corinthians 5 and talk about the Bible story using the summarized points below.

#### **JESUS CAN FORGIVE ANYONE**

- Paul wrote letters to remind Jesus' followers that because of Jesus, God forgives our sin and invites us into His family forever. God loves us, and He wants us to tell people about Jesus.
- Paul was Jesus' enemy, and Jesus rescued him. We are all enemies of God until we know and love Jesus. Paul wanted to obey God and tell people about Jesus because Jesus loves us.
- Jesus changes everything! Paul wrote, "When we follow Jesus, we are changed. If anyone is in Christ, he is a new creation."
- Jesus died and rose from the dead to make us right with God. God wants us to tell others about Jesus so they will know and love Jesus, too.

### **3 SING A SONG**

Sing the song to the familiar tune of "For He's a Jolly Good Fellow."

“God sent His Son, Jesus.  
God sent His Son, Jesus.  
God sent His Son, Jesus, into the world to save people.”

### **4 SAY THE KEY PASSAGE PHRASE**

Place the key passage phrase marker at John 3:17. Invite a child to open your Bible to the key passage. Encourage preschoolers to turn and tell a friend the key passage phrase. Allow time for each child to have a turn if they would like.

### **5 PRAY**

Pray. Thank God for forgiving our sin and inviting us into His family forever when we trust in Him.



BONUS

## TEACHING HOUR

### BONUS Teaching Hour Activities

#### 6 MAKE THE LETTER J



Place containers of play dough out for preschoolers to use. Demonstrate how to make a letter J with the play dough. Guide boys and girls to roll the play dough into the shape of a rope. Demonstrate how to curve the rope into the shape of the letter J. Some preschoolers may enjoy creating other letters, such as the letters of their name. Older preschoolers may want to work together to spell the name Jesus with the play dough.

**SAY** “ You made the letter J. J is the first letter in Jesus. Paul reminded Jesus’ followers in the church that because of Jesus, God forgives our sin and invites us into His family forever. Something amazing happened when Jesus died on the cross and rose from the dead. God made us right through Jesus. God loves us, and He wants us to tell people about Jesus. ”

#### 7 PLAY WITH A DOLL HOUSE

Invite preschoolers to play with a doll house. Talk about the different people in the family who live in the house and how they care for one another. Encourage boys and girls to act out different activities they would do at home with their families. Be sensitive to preschoolers’ family situations.

**SAY** “ Families love and care for one another. Paul reminded Jesus’ followers in the church that because of Jesus, God forgives our sin and invites us into His family forever. God gives us the mission of telling others about Jesus. God can use us so other people will know and love Jesus. Jesus can forgive anyone. When we trust in Jesus, God forgives our sin and invites us into His family forever. ”

#### 8 CREATE A LIFE-SIZE DRAWING

Unroll a large piece of paper on the floor. Invite a preschooler to lie down on the paper so that you can trace her outline. Invite her to add details such as eyes, a nose, a mouth, hair, and clothing to her outline. Write on the paper, I can tell people about Jesus.

**SAY** “ You made a life-size drawing of yourself. This drawing cannot talk, but you can. You can tell others about Jesus. God gives us the mission of telling others about Jesus. In one of his letters, Paul wrote, ‘God can use us so other people will know and love Jesus. We can tell others the good news.’ Who can you tell about Jesus? ”

Release preschoolers to parents according to your church’s security procedure. Tell them something that their child enjoyed doing or did well during the session.