



## WELCOME Kids

Greet each kid as he or she arrives. Use this time to collect the offering, fill out attendance sheets, build relationships, and help new kids connect to your group.

**SAY** 🗨️ What do you do when you don't agree with someone about something like who gets to go first or what to eat? Why do you respond this way? 🗨️

### 1 ACTIVITY PAGE (5 minutes)

Invite kids to complete "Serve One Another" on the activity page.

**SAY** 🗨️ Our story today reminds us that it is important to serve others so people can hear the good news and be saved. 🗨️

### 2 SESSION STARTER (10 minutes)

#### ☐ OPTION 1: WHAT'S MISSING?



Tell kids that you are going to describe several activities and they must determine what is missing. For example, to wash dishes you need dirty dishes, a sponge, and dish soap. Then ask, "What's missing?" Kids would respond by saying "water." Consider using the examples below or create your own:

- "To make a peanut butter and jelly sandwich you need peanut butter and jelly. What's missing?" (bread)
- "To brush your teeth you need a toothbrush and water. What's missing?" (toothpaste)
- "To grow a plant you need a seed, dirt, and water. What's missing?" (sunshine)

**SAY** 🗨️ These activities need every part so they can be completed. Today, we will learn how some people in the early church saw that something was missing. We will learn that some widows were not getting what they needed. Let's get ready to learn more. 🗨️

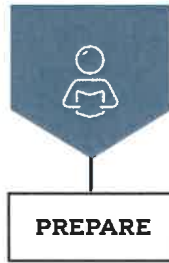
#### ☐ OPTION 2: PASS THE FOOD

Form kids into at least two teams. Use a piece of tape to create a starting line. Across the room from the teams, place one large empty basket or bucket. Direct each team to line up behind the starting line. Then provide each team with a basket filled with pretend food for each member of the team. Challenge kids from each team to take a piece of food from their basket, run across the room and drop the food in the large basket, and then race back to their team. The first team to get all of their food into the large basket across the room wins.

**SAY** 🗨️ Each team did a great job working together to complete the relay. Jesus wants us to serve His people and spread the gospel. Let's learn how the early church worked together to solve a problem so that everyone's needs could be met. 🗨️

Transition from **WELCOME** to **LEARN**





## PRIOR TO TEACHING THE SESSION

### **GATHER** Supplies

Keep a regular supply of the following items available at all times: Bibles, pens or pencils, markers, crayons, colored pencils, scissors, glue or tape, paper.



#### WELCOME

##### Activity Page

- ☐ “Serve One Another” activity page

##### Session Starter (Option 2)

- ☐ baskets, 2 per team
- ☐ pretend foods, 1 per kid



#### LEARN

##### Introduce the Session

- ☐ countdown video

##### Big Picture Question

- ☐ Big Picture Question Poster

##### Review the Timeline

- ☐ Giant Timeline

##### Tell the Bible Story

- ☐ “The Church Handled a Problem” video
- ☐ Bible Story Picture Poster

##### Questions from Kids

- ☐ “Unit 31, Session 2” questions from kids video

##### Missions Moment

- ☐ “Jones Family Photo” printable
- ☐ world map

##### Key Passage Activity

- ☐ Key Passage Poster
- ☐ “By His Wounds (Isaiah 53:5)” song
- ☐ worship song of your choice (optional)



#### LOVE

##### Review & Bible Skills

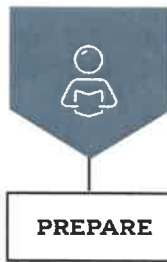
- ☐ Small Group Timeline and Map Set (optional)



#### LIVE

##### Reflection and Prayer

- ☐ Bible Story Coloring Page (optional)



## PRIOR TO TEACHING THE SESSION



## LEADER Bible Study

Acts 6 relays a time when a complaint within the church led to an opportunity for delegation and good deeds. As the apostles continued spreading the word of Jesus and His resurrection, more people began to believe the good news and the church grew in number. Amid this growth, the task of caring for the Hellenistic widows was being neglected.

How did the apostles handle this complaint between the different groups of believers in their church? How did they choose to pursue unity despite the different needs and giftings of those in their community?

In this chapter, we witness how the apostles chose not to ignore the critiques of the Hellenistic Jews. Instead, the members of the Twelve sought to bring more individuals into service opportunities for God's glory—a proposal that pleased the whole church. From this newfound service initiative came the deacon ministry!

The apostles' approach to this complaint was rooted in their desire for unity within the body of Christ and the proclamation of the gospel. They instructed the church to select seven men of good character, sound wisdom, and obedience to the Holy Spirit to care for the widows in need of help. With

this delegation of duties, the disciples could continue their work of prayer and preaching the Word. As the deacons served and the apostles preached the Word, the gospel reached even further, and a large group of priests came to faith in Jesus.

Help kids see how they can serve within their church—even now as children! Explain how your work as a Bible study leader is fulfilling the Great Commission in this moment! We all have the important job of sharing God's Word with others. God is pleased by our obedience and service and may choose to use it to take the gospel even further.

### TERMS TO KNOW

**Deacon:** a servant or minister (not a pastor); The noun form comes from a verb which means "to serve." Many interpreters believe the account in Acts 6 describes the selection of the first deacons.



UNIT 31 | SESSION 2

## THE CHURCH HANDLED A PROBLEM

### ACTS 6

**KEY PASSAGE:**

Isaiah 53:5

**BIG PICTURE QUESTION:**

*Why did Jesus become human? Jesus became human to obey His Father's plan and rescue sinners.*

**CHRIST CONNECTION:**

The apostles believed that everyone in the church had an important job to do to serve God's people and help spread the gospel. Jesus wants us to serve others so that the message of His death and resurrection can be heard and believed all over the world.



## THE STORY OF THE GOSPEL

### INTRODUCE the Bible Story

#### 1 INTRODUCE THE SESSION (3 minutes)

\* Show the countdown video as you transition to introduce the Bible story. Set it to end as the session begins.

**SAY** Hi, kids! I'm glad you're here! My name is [your name], and today we are going to learn more from the book of Acts. If you have your Bible with you, will you take it out? [Distribute Bibles to kids who need one.] The book of Acts is in the New Testament and teaches us about the work of the Holy Spirit through the early church.

The apostles taught others in Jerusalem about Jesus and the church grew as people trusted in Jesus. Today, we will learn how the early church solved a problem and how every believer has a way they can serve others in the church.

#### 2 BIG PICTURE QUESTION (1 minute)

\* **SAY** Does anyone remember the big picture question we learned last week? [Allow responses.] Our big picture question is, Why did Jesus become human? What is the answer we learned? [Allow responses.] Jesus became human to obey His Father's plan and rescue sinners.

\* God wants to use His church to share the good news of Jesus with the world. We can tell people about why Jesus became human. We can help others understand that only Jesus can save them from their sins.

#### 3 REVIEW THE TIMELINE (1 minute)

Show the giant timeline. Point to individual Bible stories as you review.

**SAY** Last week, we learned that the apostles were arrested for sharing the gospel. However, we also learned that God is bigger than any problems they faced. Even the religious leaders could not stop God's church from sharing the good news. The apostles rejoiced because they suffered for the name of Jesus. They continued to preach the gospel, no matter what, and the church grew. Today, we will learn how the apostles solved a problem within the early church so telling others the good news of Jesus could continue to be their focus.

worship

\* Great Things

\* By His wounds

\* offering





## THE STORY OF THE GOSPEL

### LEARN the Bible Story



#### 1 TELL THE BIBLE STORY: VIDEO OR STORYTELLER (10 minutes)

Open your Bible to Acts 6. Use the Bible storytelling tips to help you tell the story, or show the Bible story video “The Church Handled a Problem.” Use the bold text to retell or review the story.

#### THE CHURCH HANDLED A PROBLEM

**In the time after Jesus’ resurrection and return to heaven, more and more people believed in Him. But some of the believers complained.** The Jews who spoke Greek complained about the Jews who spoke Hebrew. **The Greek-speaking Jews thought the widows were being overlooked when the daily food was given out.** In the Old Testament, God told His people to take care of widows—women whose husbands had died.

**The twelve apostles gathered all the believers together.** (Matthias had been chosen to replace Judas.) They said, **“It isn’t right for us to stop preaching about God to take care of all these daily concerns. So, brothers and sisters, choose seven men to take care of this.”**

**The apostles said that the men should be men of good character**—men who are wise and full of the Holy Spirit. These men should be obedient to God and be able to make good choices. **These seven men would take care of the daily business of the believers. Then the apostles could devote themselves to prayer and to preaching. Both jobs were important,** but the apostles should not stop teaching God’s Word because hearing the Word was how people believed.

**Everyone agreed that this was a good idea. So they chose seven men:** Stephen, Philip, Prochorus (PRAHK uh ruhs), Nicanor (nigh KAY nawr), Timon (TIGH mahn), Parmenas (PAHR mih nuhs), and Nicolaus (nik uh LAY uhs). **These men stood before Jesus’ apostles, who prayed for them and laid their hands on them.**

**So the twelve apostles kept preaching about God. More and more people heard the truth about God, and more and more people in Jerusalem believed in Him. The church in Jerusalem grew as more disciples were made.**

Christ Connection: The apostles believed that everyone in the church had an important job to do to serve God’s people and help spread the gospel. Jesus wants us to serve others so that the message of His death and resurrection can be heard and believed all over the world.

#### STORYTELLING TIPS

**Pretend it:** Pretend to pass out food to half the class when you teach how the widows were being overlooked.

**Change up seating:** As you tell the story, invite kids to join you on the floor, in the hall, or sitting on a blanket.



## THE STORY OF THE GOSPEL

### 2 REVIEW THE BIBLE STORY

**SAY** “In today’s story, we saw that there was a problem within the early church. What was it? [Allow responses.] As the apostles taught the gospel more people believed and the early church grew. The believers tried to meet the needs of the people within the church, but some thought the Greek widows were not being taken care of because they weren’t getting the food they needed. The apostles and believers within the early church came up with a plan to solve this problem.”

The apostles knew it was important for them to focus on prayer and sharing the good news with those who had not heard, so they knew they needed help from other believers within the church. What kind of men did the church choose to serve and meet the needs of the believers? [Allow responses.] The church chose men of good character who were filled with the Holy Spirit to care for widows, other believers, and help with serving in the church.

These men had an important job and helped serve where there was a need. The apostles were able to keep praying and preaching the gospel. What happened as everyone served where they were needed? [Allow responses.] God grew the church as many more people were able to hear the good news through the apostles’ preaching.

God has given every believer the job of serving God’s people and spreading the gospel. God gives us different opportunities to serve both believers and also people who do not yet believe. In whatever way we serve, we can share the gospel and lead others to the Lord so they can be saved.”

### 3 CHRIST CONNECTION

**SAY** “The apostles believed that everyone in the church had an important job to do to serve God’s people and help spread the gospel. Jesus wants us to serve others so that the message of His death and resurrection can be heard and believed all over the world.”

(Tip: Use Scripture and the Gospel Plan Poster to explain how to become a Christian. Make sure kids know when and where they can ask questions.)

### 4 QUESTIONS FROM KIDS (3 minutes)



Show the “Unit 31, Session 2” questions from kids video. Prompt kids to discuss:

1. Are some jobs in the church more important than others? Why?
2. Why should you serve people in your church?

### 5 MISSIONS MOMENT (3 minutes)

Print a copy of the “Jones Family Photo” printable and display it as you tell the kids about the missionary family. Display a world map and point to Germany.

**SAY** “Casey and Amy Jones are missionaries in Leipzig, Germany. Leipzig is known for having the largest railway station in Europe. Around 150,000 passengers travel through the train station each day. Other tourist attractions within driving distance of the area are castles, fortresses, and museums.”



## THE STORY OF THE GOSPEL

Tell kids that Casey and Amy have been church planters in Germany for over four years. Explain that the Joneses work with local churches to start new Bible studies and new churches. Share how they work primarily with the German people but also with people who have moved to Germany from America and Canada. Tell kids that Casey and Amy have also helped support refugees from Ukraine, who came to Germany to escape war in their country. Explain that very few people attend a gospel believing church. Share how the Joneses want to tell the people in Germany the good news about Jesus. Pray for Casey and Amy and other missionaries in Germany to find ways to build relationships with the people so they can tell them about Jesus.

### 6 KEY PASSAGE ACTIVITY (5 minutes)

Show the key passage poster. Lead kids in reading aloud Isaiah 53:5 together.

**SAY** “Our key passage reminds us of the price Jesus paid when He died on the cross for our sins. Jesus’ death and resurrection is the good news that all believers must go and share.”

Direct kids to listen carefully as you say the key passage aloud. Say the key passage but leave out one word and clap in place of that word. Challenge kids to shout out the word you left out. For the first round, display the key passage poster. For additional rounds, remove the key passage poster and challenge kids to shout the missing word without the poster. Repeat as time allows leaving out different words.

Lead kids to sing “By His Wounds (Isaiah 53:5).” You may also choose to sing a worship song of your choice.

### 7 PRAY (2 minutes)

Invite kids to pray before transitioning to Love.

**SAY** “Thank You, Lord, that you give each believer a job to do to serve others and honor You. Help us be obedient to serve in our church and share the gospel with those who have not heard. In Jesus’ name, amen.”

Transition from **LEARN** to **LOVE**







LOVE

THE GOD OF THE GOSPEL

## LOVE God by Applying the Story

### 1 REVIEW & BIBLE SKILLS (5 minutes)

Distribute Bibles and display the New Testament Israel Map. Guide kids to open their Bibles to Acts 6. Explain that the New Testament is made up of 27 books. Remind kids that the first four books of the New Testament are the Gospels: Matthew, Mark, Luke, and John. Tell kids that after the Gospels is the book of Acts.

Consider pointing out the location of Jerusalem (H4) on the New Testament Israel Map. Choose a volunteer to read aloud Acts 6:4-6.

**SAY** ☀️ Just as the seven men chosen and the apostles had important jobs in the church, so does God call us to serve our church. We may serve by encouraging other believers to trust Jesus, or help our leaders pass out Bibles, or even help distribute snacks. We all have ways we can serve the church and honor God. ☀️

### 2 GROUP DISCUSSION (10 minutes)

Ask the following questions. Lead the group to discuss.

**SAY** ☀️ What job does God give all believers? ☀️

Prompt kids to think about Jesus' command in Matthew 28:19-20. Remind kids that Jesus commanded all of His followers to share the gospel and make disciples. Encourage kids to think of people they can share the good news with this week. Invite kids to discuss how they can share the gospel with people they know.

**SAY** ☀️ Are some people's jobs in the church more important than others? Why not? ☀️

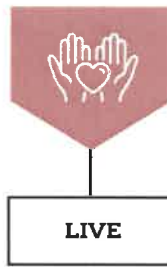
Tell kids that some people may have jobs that might make them more front-and-center like preaching or leading worship, but no job is more important than another. Discuss how God gives us all jobs that are needed and are used to serve the church. Tell kids that each job is a way to love others and love God.

**SAY** ☀️ How do we, as Christians, serve people differently than those who are not Christians? ☀️

Discuss how any person, believers or unbelievers, can serve other people and help others. Point out that when believers serve, we want to help others and point them to Jesus. Remind kids that serving and meeting people's needs is a way to demonstrate the gospel, but we also want to speak the truth of the gospel as well. Challenge kids to think about how they can serve others this week while also sharing the good news of Jesus.

Transition from **LOVE** to **LIVE**





## THE MISSION OF THE GOSPEL

### LIVE the Mission

#### 1 ACTIVITY CHOICE (10 minutes)

##### ☐ OPTION 1: ALL ABOARD!



Tell kids that a popular way to travel in Europe is by train. Remind kids that the Central Station in Leipzig, Germany, has around 150,000 people traveling through it each day.

Create a line of chairs in the center of the room, using one less chair than the total number of kids. Designate the chair at the front of the line as the “engine” and the last chair as the “caboose.” Direct kids to circle the chairs but when you say “All aboard!” they must quickly sit in a chair. Tell kids that whoever does not find a seat is out. Explain that whoever sits in the “engine” chair automatically moves on to the next round and gets to sit in the “caboose” while the other kids walk around the chairs. Be sure to remove a chair each round. Play until there is a winner.

**SAY** “Many people travel to or live in Leipzig, Germany. Let’s remember to pray the Joneses will have opportunities to share the gospel with those they meet in Leipzig.”

##### ☐ OPTION 2: INVITE A DEACON



Before the session, speak with a deacon serving in your church and ask him to come speak to your group about his job in the church. Ask him to provide a list of names kids could create “care cards” for such as widows, people who are sick, or homebound members.

Explain to kids that you have a special guest here to speak with them. Tell kids that in Acts 6, the seven men chosen to serve the church are believed to be the first deacons. Direct kids to listen as the deacon shares about his job and how he serves the church. Then assign each kid a name from the list and invite them to draw a picture showing God loves them. Provide papers, markers, and any other helpful art supplies.

**SAY** “All believers have an important job in the church. We can all serve other believers in many different ways. Even now, your cards will be a way to encourage other believers and cheer them up. We honor God when we serve each other.”

#### 2 REFLECTION AND PRAYER (5 minutes)

Distribute a sheet of paper and pencil to each kid. Ask the kids to write about or draw a picture to answer the following questions:

- What does this story teach me about God or the gospel?
- What does this story teach me about myself?
- Who can I tell about this story?

Be sure to send the sheets home with the kids along with the activity pages so parents can continue to discuss the Bible story with their kids.

If time remains, take prayer requests or allow kids to complete the Bible story coloring page. Pray for your group.