



UNIT 30 | SESSION 3

## PETER CONTINUED TO PREACH

### ACTS 4

#### KEY PASSAGE:

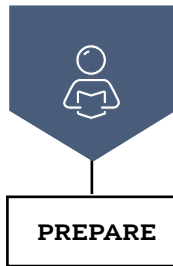
Romans 10:14

#### BIG PICTURE QUESTION:

Why does God command Christians to tell others about Jesus? We tell others about Jesus so they will hear and believe the good news.

#### CHRIST CONNECTION:

Peter continued to preach about Jesus even when it was difficult. Not even the religious leaders could stop Jesus' followers from sharing the good news about Jesus. The gospel is great news that we must share if we believe in Jesus Christ.



## PRIOR TO TEACHING THE SESSION



## LEADER Bible Study

In Acts 4, we encounter Peter's Spirit-led boldness and the religious leaders' inability to stop the gospel's power at work. Despite the danger they faced, the church remained steadfast in their prayers and proclamations, being filled with the courage and conviction that would become their legacy.

What truths did the early church cling to amidst such great persecution and peril? How were their prayer lives shaped by this encounter with the Holy Spirit?

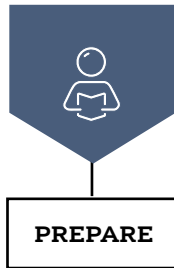
Standing before these members of the religious elite, Peter was filled with the Holy Spirit and couldn't stop declaring Jesus as Lord. Though he had spent the night in jail, he was resolved in his mission to make no name for himself apart from Christ. As he addressed these powerful men, he testified to Scripture's truth, how Christ's rejection had been prophesied in Psalm 118. In doing so, he offered an opportunity for his persecutors to place their faith in Jesus, too. In response to Peter's boldness, they were at a loss for words. The disciples' time with Jesus offered more insight into God's truth than the Jewish leaders possessed from all their years in rabbi school, and the power of the Holy Spirit within them illuminated their minds to recall this truth.

When the church heard news of Peter and John's time spent before the Sanhedrin, they responded the only way they knew how: altogether, voices raised to heaven, in prayer before God. They reminded one another—and God Himself—of His truths declared so long ago in Psalm 2. Their course of action became one of boldness through the filling of the Holy Spirit as these men and women continued to show and tell the world about the Savior in whom they placed their hope. In answer to their faithful prayers, they were filled with the Holy Spirit, being sent out to keep doing His will.

As you lead your kids this week, remind them—and yourself—that even in our stickiest situations and circumstances, God's Word remains the rock where we find truth. We are invited to pray bold prayers and to ask for His Spirit to lead us in the places we don't have strength to go; our faith is revealed through our boldness in action.

### TERMS TO KNOW

**Boldness:** the moral freedom to speak the truth publicly; the confidence with which Christians can now approach God because of the redeeming work of Christ



## PRIOR TO TEACHING THE SESSION

### GATHER Supplies

Keep a regular supply of the following items available at all times: Bibles, pens or pencils, markers, crayons, colored pencils, scissors, glue or tape, paper.



#### WELCOME

##### Activity Page

- ☐ "Order the Events" activity page

##### Session Starter (Option 2)

- ☐ cardboard tubes, 1 per kid
- ☐ construction paper, 1 per kid
- ☐ hot glue gun
- ☐ aluminum foil sheets, 2 or 3 per kid



#### LEARN

##### Introduce the Session

- ☐ countdown video

##### Big Picture Question

- ☐ Big Picture Question Poster

##### Review the Timeline

- ☐ Giant Timeline

##### Tell the Bible Story

- ☐ "Peter Continued to Preach" video
- ☐ Bible Story Picture Poster

##### Questions from Kids

- ☐ "Unit 30, Session 3" questions from kids video

##### Missions Moment

- ☐ "Telling Guatemalans About the King of Kings" missions video

##### Key Passage Activity

- ☐ Key Passage Poster
- ☐ "How, Then (Romans 10:14)" song
- ☐ worship song of your choice (optional)



#### LOVE

##### Review & Bible Skills

- ☐ Small Group Timeline and Map Set (optional)



#### LIVE

##### Activity Choice (Option 1)

- ☐ "Cerro de la Cruz" printable
- ☐ chenille craft stems, 2 per kid
- ☐ O-shaped cereal

##### Activity Choice (Option 2)

- ☐ Big Picture Question Poster
- ☐ index cards, 2 sets

##### Reflection and Prayer

- ☐ Bible Story Coloring Page (optional)



## WELCOME Kids

Greet each kid as he or she arrives. Use this time to collect the offering, fill out attendance sheets, build relationships, and help new kids connect to your group.

**SAY** “What is something you could do forever? Maybe you love eating ice cream or singing. Maybe you have a favorite show you love to watch. Tell me about it. Why would this be something you might always love to do?”

### 1 ACTIVITY PAGE (5 minutes)

Invite kids to complete “Order the Events” on the activity page.

**SAY** “Great job ordering the events of the gospel story! Today, we will learn that Peter could not stop preaching the gospel, not even when he was put in jail.”

### 2 SESSION STARTER (10 minutes)

#### ☐ OPTION 1: WE MUST TELL



Provide kids with a piece of paper and some markers. Invite kids to draw a picture of something they experienced or a gift they were given that they could not wait to tell someone about. Maybe they went to an amusement park and rode a roller coaster for the first time or they got a new puppy. Allow kids a few minutes to complete their pictures. Then invite kids to share what they drew. Discuss how we love to tell other people about what excites us or makes us happy because we want them to share in our joy.

**SAY** “We all have times when we cannot wait to share something good we have experienced or a wonderful gift we have been given. When we share our joy, we want others to be joyful with us. Today, we will learn how Peter could not keep quiet about sharing the good news of Jesus. Even when he was put in jail, he had to tell others that Jesus saves. Peter wanted others to know the joy and forgiveness that Jesus gives us.”

#### ☐ OPTION 2: SPEAK UP

Assist kids in creating pretend microphones by gathering cardboard tubes, construction paper, tape, markers, a hot glue gun, and aluminum foil. Lead kids to write Jesus Saves on the construction paper and color it with markers. Tell kids to wrap the construction paper around the cardboard tube and use tape to secure it. Provide kids with aluminum foil sheets and direct them to crumple them into a ball. Assist kids by hot gluing the ball of aluminum foil to the top of their cardboard tubes. They now have their very own microphones!

**SAY** “Microphones help make our voices louder so people can hear what we have to say. Our microphones can remind us to ‘speak up’ and share the gospel with others. Today, we will learn how Peter was filled with the Holy Spirit and boldly shared the gospel with men who had crucified Jesus.”

Transition from **WELCOME** to **LEARN**





## THE STORY OF THE GOSPEL

### INTRODUCE the Bible Story

#### 1 INTRODUCE THE SESSION (3 minutes)

\* ~~Show the countdown video~~ as you transition to introduce the Bible story. Set it to end as the session begins.

**SAY** 🗨️ Hi, kids! My name is [your name]. I am so glad to be with you all today! Did you bring your Bible with you? If so, take it out as we get ready to read our Bible story. [Distribute Bibles to kids who need one.] Do you remember how to find the book of Acts? Let's turn to Acts 4 in our Bibles. [Assist kids who need help.]

As we've been reading in the book of Acts, we have learned that it is the power of the Holy Spirit who helps the disciples follow Jesus' command to share the gospel with others. Today, we will again see how Peter is filled with the Holy Spirit and has the courage to preach the gospel to the same men who nailed Jesus to the cross. 🗨️

Worship

\* Send me out  
\* Living Hope → \* offering

#### 2 BIG PICTURE QUESTION (1 minute)

\* **SAY** 🗨️ Peter and the rest of Jesus' disciples told others the good news of the gospel. Today, our Bible story teaches us how Peter continued to tell others about Jesus. Our big picture question helps us remember the importance of sharing Jesus with others. Can you say the big picture question? [Allow responses.] Why does God command Christians to tell others about Jesus? What is the answer we have learned? [Allow responses.] We tell others about Jesus so that they will hear and believe the good news.

\* When God commands us to do anything, we can trust that it is very good. God has given us the opportunity to help others hear and believe the good news of Jesus. God wants all to hear and believe the good news! 🗨️

#### 3 REVIEW THE TIMELINE (1 minute)

Show the giant timeline. Point to individual Bible stories as you review.

**SAY** 🗨️ Over the past few weeks, we have been learning about how the Holy Spirit helped Jesus' disciples follow His command to share the gospel with others. Peter played an important role in telling others about Jesus and starting churches. Like Jesus, Peter preached the gospel, healed people, and told people to repent of sin—all so that others might come to know Christ, too. Today, we will learn how Peter preached about Jesus again, even when it was difficult. 🗨️



## THE STORY OF THE GOSPEL

### LEARN the Bible Story



#### 1 TELL THE BIBLE STORY: VIDEO OR STORYTELLER (10 minutes)

Open your Bible to Acts 4. Use the Bible storytelling tips to help you tell the story, or show the Bible story video “Peter Continued to Preach.” Use the bold text to retell or review the story.

#### PETER CONTINUED TO PREACH

**“Peter and John were at the temple. Peter had healed a man and was preaching. The religious leaders came up to them. They were annoyed that Peter was teaching about Jesus, so they put Peter and John in jail until the next day. Still, many of the people who heard their message believed in Jesus and were saved.”**

**The next day, the religious leaders got together along with the high priest and his family. Peter and John stood before them, and they asked, “By what power or in what name have you been healing and teaching?”**

**Peter was filled with the Holy Spirit. He said to them, “Are you asking us about the healing of the man who could not walk? Are you asking who healed him? We want you and all the people of Israel to know that he was healed by the power of Jesus. You nailed Jesus to a cross, but God raised Him from the dead. It is because of Him that this man is healed!”**

Peter told the religious leaders that they rejected Jesus because they thought He was not important, but He is the most important One of all.

**The religious leaders were amazed, and they didn’t know what to say. They ordered Peter and John to never preach or teach in the name of Jesus again.**

**Peter and John said, “We cannot be quiet. We must tell people about what we have seen and heard.” The religious leaders had no reason to punish Peter and John, so they let them go. Peter and John met with other believers and prayed that God would give them power to speak boldly and without fear.**

Christ Connection: Peter continued to preach about Jesus even when it was difficult. Not even the religious leaders could stop Jesus’ followers from sharing the good news about Jesus. The gospel is great news that we must share if we believe in Jesus Christ. ”

#### STORYTELLING TIPS

##### Use different voices:

Speak in different voices to distinguish between the religious leaders, Peter, and John as you tell the story.

##### Shout and cheer:

Encourage kids to shout and cheer when you share how Peter and John could not keep quiet and must tell others about Jesus.





## THE STORY OF THE GOSPEL

### 2 REVIEW THE BIBLE STORY

**SAY** 🗣️ Peter and John could not keep quiet about Jesus. They had to share the good news with everyone! Even when the religious leaders tried to stop them, Peter and John still continued to preach the gospel. Why did the religious leaders put Peter and John in jail? **[Allow responses.]** They did not like that they were boldly preaching about Jesus. Just like they thought killing Jesus would stop Him, they thought they could stop Peter and John by putting them in jail. Nothing or no one can stop Jesus or the power of the Holy Spirit. Peter and John were filled with God's power through the Holy Spirit and continued to tell others about Jesus no matter how difficult it became.

Peter told the religious leaders that he was teaching and healing in the powerful name of Jesus. This was proof that Jesus is alive! Even though the religious leaders thought they killed Jesus, Peter told them Jesus rose again. Jesus' power was at work through His Spirit living in the disciples.


The religious leaders knew Peter and John did nothing wrong, but what did the religious leaders tell Peter and John to stop doing? **[Allow responses.]** They told Peter and John to stop sharing Jesus with others. They didn't want the gospel to be shared. Could Peter and John be quiet about Jesus? **[Allow responses.]** No! They said they could never stop telling others about Jesus and what He has done. Like Peter and John, **we tell others about Jesus so that they will hear and believe the good news.** 🗣️

### 3 CHRIST CONNECTION

**SAY** 🗣️ Peter continued to preach about Jesus even when it was difficult. Not even the religious leaders could stop Jesus' followers from sharing the good news about Jesus. The gospel is great news that we must share if we believe in Jesus Christ. 🗣️

(Tip: Use Scripture and the Gospel Plan Poster to explain how to become a Christian. Make sure kids know when and where they can ask questions.)

### 4 QUESTIONS FROM KIDS (3 minutes)

 Show the "Unit 30, Session 3" questions from kids video. Prompt kids to discuss:

1. Why do some people try to stop Christians from sharing the gospel?
2. How can you be bold like Peter and share the gospel with others?

### 5 MISSIONS MOMENT (3 minutes)

Remind kids that the White family are missionaries in Antigua, Guatemala. Tell kids that thousands of people live in Antigua, many of whom do not know Jesus. Share how the White family invites people from churches outside of Guatemala to help tell others about Jesus.

**SAY** 🗣️ People from local churches come to Guatemala on short-term mission trips to teach Vacation Bible Schools, share their stories of how they came to know Jesus, make house visits, and encourage the Guatemalan Christians as they work to tell people about Jesus. The White family and other Guatemalan missionaries also sometimes host young adults and college students who come



## THE STORY OF THE GOSPEL

| for one or two weeks, or even stay for up to two years. 🌱

Play the missions video. Close in prayer, asking God to send more people to help share Jesus in Guatemala, and other parts of the world. Pray that many children and their parents will trust Jesus as their Savior and Lord as they learn more about Him.

### 6 KEY PASSAGE ACTIVITY (5 minutes)

Show the key passage poster. Lead kids in reading aloud Romans 10:14 together.

**SAY** 🌱 God has given us a very special opportunity to tell others about Jesus—His life, death and resurrection! Our key passage reminds us that people cannot believe in Jesus if they have not heard about Him. 🌱

Lead kids to sit in a circle. Choose one kid to say the first word of the key passage in a quiet whisper. Then lead the next kid to say the second word a little bit louder. Continue encouraging each kid to say the next word a little louder until the kids are shouting the key passage. Repeat again as time allows.

**SAY** 🌱 Today, we learned that Peter and John could not keep quiet about Jesus. They wanted all people to be able to hear about Jesus. We don't have to shout the gospel, but we should not be quiet about it. We can boldly tell others about Jesus so they will hear and believe the good news. 🌱

Lead kids to sing "How, Then (Romans 10:14)." You may also choose to sing a worship song of your choice.

### 7 PRAY (2 minutes)

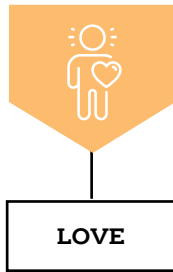
Invite kids to pray before transitioning to Love.

**SAY** 🌱 Father, we are so thankful for the good news of the gospel. We love and trust You. Just like You did for Peter, John and the other believers in Acts, please give us the power to speak about Jesus with boldness and without fear. Amen. 🌱

Transition from **LEARN** to **LOVE**







## THE GOD OF THE GOSPEL

### **LOVE** God by Applying the Story

#### **1 REVIEW & BIBLE SKILLS (5 minutes)**

Distribute Bibles. Guide kids to open their Bibles to Acts 4. Explain that the book of Acts is all about how the early church grew after Jesus' death and resurrection. Lead kids to find the chapter number four, then locate verse 12 in that chapter.

Choose a volunteer to read aloud Acts 4:12 or ask the kids to follow along as you read the verses aloud. Consider pointing out the location of Jerusalem (H4) on the New Testament Israel Map.

**SAY** “ Peter reminded the religious leaders of the power of Jesus. He had told them how he healed and preached in Jesus’ name. Can we be saved by anyone else other than Jesus? **[Allow responses.]** No, only Jesus can save people from their sins. His name is the greatest because He alone has the power to save anyone who believes in Him.

When we share the gospel, we are telling others the only way to be saved. No one else can save people. No good works can save. Only Jesus can wash away our sin and give us new life. ”

#### **2 GROUP DISCUSSION (10 minutes)**

Ask the following questions. Lead the group to discuss.

**SAY** “ Do we have to be able to know every question someone has about the Bible to share Jesus with others? Why not? ”

Discuss how people may ask us questions about the Bible or Jesus that we do not know the answers to. Remind kids that it is OK and that no one knows the answer to every question. Share how God gives us the Holy Spirit to help us know what we can say and guides us to share how people can be saved through faith in Jesus.

**SAY** “ Should we stop sharing Jesus if others tell us to be quiet? Why not? ”

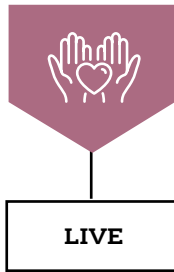
Remind kids how Peter and John were bold in their faith and continued to share about Jesus even when the religious leaders told them to stop. Discuss how the devil and the ways of the world want believers to be quiet because they don't want people to believe in Jesus. Tell kids that hearing about Jesus is the only way people can believe so we must continue to share the gospel no matter what.

**SAY** “ Is sharing the gospel a way we show love to people? Why? ”

Tell kids that sharing about Jesus is the best way to love others because we want them to be forgiven of sin and live forever. Help kids understand that Peter and John showed they loved all people, even the religious leaders, by giving them a chance to hear the gospel and repent of their sin. Discuss how we share the gospel by telling others about Jesus and by serving others like Jesus has served us. Share how our words and actions can show the love of Jesus.

Transition from **LOVE** to **LIVE**





## THE MISSION OF THE GOSPEL

### **LIVE** the Mission

#### **1 ACTIVITY CHOICE** (10 minutes)

##### ☐ **OPTION 1: CROSS BIRD FEEDER**



Display the “Cerro de la Cruz” printable. Tell kids this name means “hill of the cross” and that it’s a popular landmark in Antigua, Guatemala.

Provide each kid with two chenille craft stems and O-shaped cereal to create their bird feeders. Direct kids to take one chenille craft stem and make a half inch loop on one end. Then lead kids to string the O-shaped cereal on the craft stem. Fold the chenille craft stem in half and secure by twisting the ends together. Next, take the second chenille craft stem and string the O-shaped cereal on it, leaving about a two inch space on each end. Thread the craft stem through the middle of the craft stem you already folded in half to create a cross-shape. Secure the second craft stem by folding it in half and twisting the ends together.

**SAY** “ Just as the Cerro de la Cruz overlooks the city of Antigua, you can place your cross bird feeders in your yard to be reminded that Jesus died for your sin and pray for others to know Him. ”

##### ☐ **OPTION 2: RACE TO SHARE**



Before the session, write each word of the big picture answer on individual index cards. Create two sets. Form kids into two teams and scatter each set of cards on opposite sides of the room. Assign each team a side of the room and challenge them to find all of the cards and place them in the correct order of the big picture answer. Once the cards are arranged in the correct order, lead them to shout the big picture answer aloud. The first team to complete the challenge wins. Repeat as time allows. Display the Big Picture Question Poster.

**SAY** “ **Why does God command Christians to tell others about Jesus?** [Allow responses.] **We tell others about Jesus so that they will hear and believe the good news.** I encourage you to think about people you know who need to hear the good news of Jesus. The gospel is good news because Jesus is the only way to be saved from our sin. ”

#### **2 REFLECTION AND PRAYER** (5 minutes)

Distribute a sheet of paper and pencil to each kid. Ask the kids to write about or draw a picture to answer the following questions:

- What does this story teach me about God or the gospel?
- What does this story teach me about myself?
- Who can I tell about this story?

Be sure to send the sheets home with the kids along with the activity pages so parents can continue to discuss the Bible story with their kids.

If time remains, take prayer requests or allow kids to complete the Bible story coloring page. Pray for your group.