



UNIT 29 | SESSION 3

THE HOLY SPIRIT CAME

ACTS 2

KEY PASSAGE:

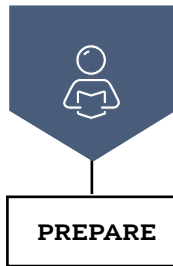
Galatians 5:22-23

BIG PICTURE QUESTION:

How does the Holy Spirit help Christians? The Holy Spirit comforts us, shows us our sin, and guides us as we live for God's glory.

CHRIST CONNECTION:

God kept His promise to send the Holy Spirit. With the Holy Spirit's help, Jesus' disciples could begin their work to share the gospel with the entire world. God gives the Holy Spirit to everyone who trusts in Jesus as Lord and Savior.



PRIOR TO TEACHING THE SESSION



LEADER Bible Study

In Acts 2, we find the fulfillment of Jesus' promise from Acts 1:8. Jesus' followers devoted themselves to one another and to His mission, and we can observe their unity in the first verse of this passage. They experienced the power of the Holy Spirit together as a church body unified by more than mere proximity.

What was the significance of the Holy Spirit's arrival on the day of Pentecost? How did His presence lead to the furtherance of Christ's mission?

Many devout Jews traveled to Jerusalem to observe the harvest festival as usual, but the Holy Spirit offered new meaning to their celebrated traditions of old. On this day of celebrating God's provision through the old covenant, Pentecost now signified the new covenant made possible through faith in Jesus by the power of the Holy Spirit.

The Spirit's presence meant that Jesus kept His promise to provide comfort and help. His provision came as His Spirit fell upon them in this new, tangible way. With visions of fiery tongues and the sound of rushing wind, the room where the followers expectantly gathered was filled with a stirring like never before.

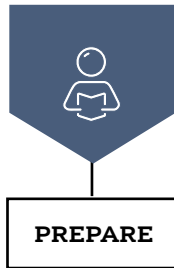
Jesus declared they would receive power through His Holy Spirit, and their identity

as His witnesses was forever secured. Through the power of the Holy Spirit, Christ's followers broke down barriers to communicate the gospel in languages they had never spoken before. What a mighty act of God through such a miraculous feat! His people were empowered to declare His magnificence in these new languages of praise.

Help your kids see that Jesus' followers are to speak His praises just as they did in this story. The day of Pentecost points to who Christ is: the Savior who seeks out the lost and breaks down barriers. Explain how the Holy Spirit comes into our lives, too, when we trust in Jesus. The faithfulness of Christ's people on the day of Pentecost led thousands to come to faith. May we, too, be just as eager to live on mission and communicate the gospel just as faithfully.

TERMS TO KNOW

Feast of Pentecost: the annual Jewish harvest celebration. Early Christian believers were gathered in Jerusalem for this feast when they experienced the outpouring of God's Holy Spirit.



PRIOR TO TEACHING THE SESSION

GATHER Supplies

Keep a regular supply of the following items available at all times: Bibles, pens or pencils, markers, crayons, colored pencils, scissors, glue or tape, paper.



WELCOME

Activity Page

- ☐ "Connect the Dots" activity page

Session Starter (Option 1)

- ☐ balloons, 1 per kid
- ☐ air pump (optional)

Session Starter (Option 2)

- ☐ straws, 1 per kid
- ☐ pom-poms, 1 per kid



LEARN

Introduce the Session

- ☐ countdown video

Big Picture Question

- ☐ Big Picture Question Poster

Review the Timeline

- ☐ Giant Timeline

Tell the Bible Story

- ☐ "The Holy Spirit Came" video
- ☐ Bible Story Picture Poster
- ☐ white balloons, 1 per kid

Questions from Kids

- ☐ "Unit 29, Session 3" questions from kids video

Missions Moment

- ☐ "C.W. and Anna Pruitt Photo" printable
- ☐ world map

Key Passage Activity

- ☐ Key Passage Poster
- ☐ "The Fruit of the Spirit (Galatians 5:22-23)" song
- ☐ worship song of your choice (optional)
- ☐ sticky notes



LOVE

Review & Bible Skills

- ☐ Small Group Timeline and Map Set (optional)



LIVE

Activity Choice (Option 1)

- ☐ building blocks
- ☐ cardboard tubes
- ☐ dominoes
- ☐ marshmallows
- ☐ interlocking bricks
- ☐ building tiles

Activity Choice (Option 2)

- ☐ bubble canisters, 1 per kid

Reflection and Prayer

- ☐ Bible Story Coloring Page (optional)



WELCOME Kids

Greet each kid as he or she arrives. Use this time to collect the offering, fill out attendance sheets, build relationships, and help new kids connect to your group.

SAY “ Do you know how to say any words or count in a different language? What do you know? Who taught you how to say these words? ”

1 ACTIVITY PAGE (5 minutes)

Invite kids to complete “Connect the Dots” on the activity page.

SAY “ What picture did the connect the dots reveal? [Allow responses.] Today, we will learn how the Holy Spirit came upon the disciples like fire. ”

2 SESSION STARTER (10 minutes)

☐ OPTION 1: BLOWN AWAY



Provide each kid with a balloon and instruct them to write their name on their balloon using a marker to help keep up with which balloon belongs to them. Lead kids to blow up their balloons as much as possible or use an air pump to blow up the balloons for the kids. Then direct kids to line up on one side of the room and release their balloons to see how far they fly.

Ask kids to share how their balloons were able to move across the room. Prompt kids to discuss the sound the balloons made as the air was released. Repeat the activity and consider allowing kids to have a contest to see whose balloon travels the farthest.

SAY “ Your balloons had ‘power’ to fly around the room because they were filled with air. When the air was released, it was like a rushing wind that moved the balloons. We even heard the sound the air made as it was released. Today, we will learn how the Holy Spirit came to the disciples like a loud rushing wind and gave them power to speak in other languages. ”

☐ OPTION 2: WITH ONLY A BREATH

Before the session, use painter’s tape to create a start and finish line about 10 feet apart. Provide each kid with a straw and a pom-pom. Direct kids to stand behind the start line and place the pom-pom on the floor. Tell kids that their goal is to move the pom-pom across the finish line by blowing air through their straw. Race to see who crosses the finish line first and repeat as time allows.

SAY “ How were you able to move your pom-poms? [Allow responses.] Could you see the air you blew through the straw? [Allow responses.] We didn’t see the air, but we did watch it move the pom-pom. Your breath had ‘power’ to move the pom-pom. In today’s story, we will learn how the Holy Spirit came upon the disciples, just as Jesus had promised, and gave them power. ”

Transition from **WELCOME** to **LEARN**





week 3

THE STORY OF THE GOSPEL

INTRODUCE the Bible Story

1 INTRODUCE THE SESSION (3 minutes)

Show the countdown video as you transition to introduce the Bible story. Set it to end as the session begins.

SAY “Hi, I’m [your name]. I’m so glad you are here today! Let’s take out our Bibles and turn to the book of Acts. [Distribute Bibles to kids who need one.] We have been reading in the book of Acts as we learn about what happened after Jesus rose from the dead and went back to heaven. The book of Acts is important because it helps us learn how Jesus’ church began.

Today, we will learn that the Holy Spirit came upon the disciples just as Jesus promised. The disciples could only do the mission Jesus gave them with the help of the Holy Spirit. He gave them power and guided them in truth. Let’s get ready to learn how our story shows us the power the Holy Spirit gave to the disciples.”

2 BIG PICTURE QUESTION (1 minute)

SAY “Before Jesus returned to be with the Father, He gave His disciples the mission to share the gospel with all the world. But they needed help to do this mission. They needed power from God to share about Jesus and show others what Jesus is like. Jesus promised to send the Holy Spirit to change them and empower them to be His witnesses in the world.

Our big picture question is, How does the Holy Spirit help Christians? Does anyone remember the answer? [Allow responses.] The Holy Spirit comforts us, shows us our sin, and guides us as we live for God’s glory. [Guide kids to repeat the answer by holding up a finger as they say each way the Spirit helps us.] The Holy Spirit comforts us, shows us our sin, and guides us as we live for God’s glory.”

3 REVIEW THE TIMELINE (1 minute)

Show the giant timeline. Point to individual Bible stories as you review.

SAY “Let’s review what we’ve learned after Jesus went back to heaven. Jesus gave His followers a command and a promise. He told them to wait in Jerusalem because He promised to send the Holy Spirit. Jesus said that His disciples would be His witnesses to the world, but they needed help. As they waited, they prayed and chose Matthias to replace Judas. Today, we will learn that Jesus’ promise came true and the Holy Spirit came.”



THE STORY OF THE GOSPEL

LEARN the Bible Story



1 TELL THE BIBLE STORY: VIDEO OR STORYTELLER (10 minutes)

Open your Bible to Acts 2. Use the Bible storytelling tips to help you tell the story, or show the Bible story video “The Holy Spirit Came.” Use the bold text to retell or review the story.

THE HOLY SPIRIT CAME

“ People from far away came to the city of Jerusalem to celebrate a Jewish harvest festival. **Jesus’ followers were gathered together when all of a sudden, a sound came from heaven. It was like a strong rushing wind, and it filled the whole house where Jesus’ followers were staying. Then tongues appeared like flames of fire, and they rested on each of the disciples. The disciples were filled with the Holy Spirit, and the Holy Spirit gave them each the ability to speak in languages they had never spoken before!**

Now, Jews who had come from every nation were in the city. They heard the sounds of the disciples, and they gathered in a crowd. They were confused because they each heard the disciples’ voices in their own languages.

The listeners were amazed. **“Aren’t these men from Galilee? How are they speaking our language?” they wondered. Jesus’ friends were telling people of all languages about the magnificent things God had done. How could these men speak so many languages? But some of the hearers doubted and made fun of them, saying, “They’ve just had too much wine.”**

Christ Connection: God kept His promise to send the Holy Spirit. With the Holy Spirit’s help, Jesus’ disciples could begin their work to share the gospel with the entire world. God gives the Holy Spirit to everyone who trusts in Jesus as Lord and Savior. ”

STORYTELLING TIPS

Make noise: Encourage kids to participate in recreating the sounds of rushing wind as you tell that part of the story.

Use balloons: Inflate white balloons and draw an orange flame on each balloon. Allow kids to hold the balloon over their heads when you teach about the tongues appearing like fiery flames.



THE STORY OF THE GOSPEL

2 REVIEW THE BIBLE STORY

SAY 🗣️ Jesus promised His disciples that He would send a special Helper to them. Jesus said the Helper would guide them and glorify Him. And Jesus kept that promise! What sound could be heard when the Holy Spirit came? [Allow responses]. When the Holy Spirit came, the disciples heard a loud sound like wind. What is so important about air? [Allow responses.] It gives us life because we need air to breathe. In the same way God gives us life, too! But the Holy Spirit lives in believers to give us new life in Jesus. Through the power of the Holy Spirit we have changed hearts that desire to love and obey God.

The Holy Spirit appeared like tongues of fiery flames on the disciples and each one was filled with the Holy Spirit. How did the Holy Spirit give power to the disciples? [Allow responses.] They were able to share the amazing things God had done in languages they had never spoken before. No one had to teach them the language. The Holy Spirit empowered them to know the language so others could hear the good news of Jesus. When the Holy Spirit lives in us, He gives us power to share the good news of Jesus, too. We may not be able to speak another language, but He helps us remember the Bible and gives us boldness to share the gospel.

Even though some of the listeners doubted the Holy Spirit's power, many who heard all the different languages were amazed. They knew the disciples were speaking languages they had never spoken before. The Holy Spirit's power was shown through the disciples and now they could do the mission Jesus had given them. 🙌

3 CHRIST CONNECTION

SAY 🗣️ God kept His promise to send the Holy Spirit. With the Holy Spirit's help, Jesus' disciples could begin their work to share the gospel with the entire world. God gives the Holy Spirit to everyone who trusts in Jesus as Lord and Savior. 🙌

(Tip: Use Scripture and the Gospel Plan Poster to explain how to become a Christian. Make sure kids know when and where they can ask questions.)

4 QUESTIONS FROM KIDS (3 minutes)

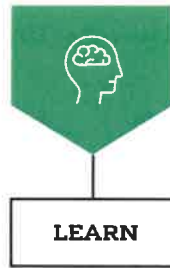
✧ Show the "Unit 29, Session 3" questions from kids video. Prompt kids to discuss:

1. Is the Holy Spirit God? Where did He come from?
2. Why is it good news that we have the Holy Spirit living in us who are believers?

5 MISSIONS MOMENT (3 minutes)

Print the "C.W. and Anna Pruitt Photo" and display it as you talk about the missionary. Point to China and Japan on a world map.

Remind kids that C.W. Pruitt and his wife, Anna, were missionaries in China. Tell kids that in 1894, war broke out between China and Japan. Share that C.W. and Anna chose to stay in China during the war. Tell kids that the missionaries offered medical treatment to soldiers. Explain that they supported and comforted Chinese Christians and their neighbors during the



THE STORY OF THE GOSPEL

fighting. Discuss how the Chinese people saw how much C.W. and Anna cared for them and wanted them to know about Jesus.

SAY 🗣️ Sadly, war wasn't the only difficulty the Pruitts experienced while in China. In 1896, their little girl died, and in 1897, their little boy died. The missionaries had been praying for a doctor to join their work in China. After their children died, churches in Georgia collected money so that medical help could be sent to the missionaries in China. C.W. believed that the joy in telling people about Jesus outweighed the suffering. He called his work the 'joy-job of a lifetime.' 🗣️

Pray, thanking God for the work of the Pruitts in China. Praise God that the Pruitts chose to stay in China and be witnesses for the gospel even though they suffered many hardships. Thank God for the Holy Spirit who comforts us when we have much sadness. Ask God to send out more missionaries and empower them through the Holy Spirit.

6 KEY PASSAGE ACTIVITY (5 minutes)

Show the key passage poster. Lead kids in reading aloud Galatians 5:22-23 together.

SAY 🗣️ Today, we learned how the Holy Spirit gave the disciples power by helping them speak other languages. The Holy Spirit empowers us to bear good fruit so others can see Jesus in us. 🗣️

Using sticky notes, cover up some of the words in the key passage and lead kids to read the verse aloud. Then change the sticky notes to cover other words and practice the key passage again. Challenge kids to turn around and say the key passage aloud to a friend without looking.

Lead kids to sing "The Fruit of the Spirit (Galatians 5:22-23)." You may also choose to sing a worship song of your choice.

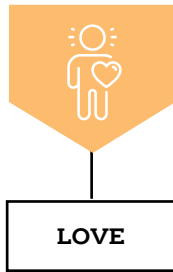
7 PRAY (2 minutes)

Invite kids to pray before transitioning to Love.

SAY 🗣️ God, thank You for the Holy Spirit. Help us share the gospel of Jesus Christ with the world. Please help us bear good fruit for Your glory. Amen. 🗣️

Transition from **LEARN** to **LOVE**





THE GOD OF THE GOSPEL

LOVE God by Applying the Story

1 REVIEW & BIBLE SKILLS (5 minutes)

Distribute Bibles. Guide kids to open their Bibles to Acts 2. Explain that the book of Acts is the fifth book of the New Testament following the four Gospels. Lead kids to say the first five books of the New Testament aloud. If time permits, lead kids to say who wrote each book as well.

Choose a volunteer to read aloud Acts 2:2-4 or ask the kids to follow along as you read the verses aloud. Consider pointing out the location of Jerusalem (H4) on the New Testament Israel Map.

SAY “When the Holy Spirit came, the disciples heard a loud sound like rushing wind. Then tongues like fiery flames rested on the disciples and they were filled with the Holy Spirit. Being filled with the Holy Spirit gave the disciples power to speak in different languages. When we trust in Jesus, the Holy Spirit is given to us. His power is available to us so that we can speak to others about Jesus and show others what He is like.”

2 GROUP DISCUSSION (10 minutes)

Ask the following questions. Lead the group to discuss.

SAY “How did the Holy Spirit show His power through the disciples?”

Remind kids that the Holy Spirit gave the disciples the ability to speak in languages they had never spoken before. Discuss how the Holy Spirit helps us show God’s power to the world. Remind kids that the Holy Spirit produces good fruit in us that shows others that God’s power is working in us.

SAY “When the disciples started speaking other languages, they told everyone about the wonderful things God has done. What can you tell others about the wonderful things God has done through Jesus?”

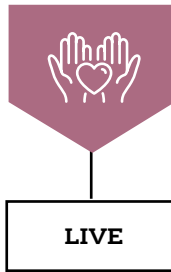
Answers will vary. Remind kids that the Holy Spirit is given to us so that we can be Jesus’ witnesses. Encourage kids to share the gospel and how God has made a way for all people to be saved through Jesus.

SAY “God kept His promise to send the Holy Spirit. How can we trust the Holy Spirit to help us?”

Discuss how the Holy Spirit is God, the third person of the Trinity. Explain that God is faithful and trustworthy. Remind kids that if He kept His promise to send the Holy Spirit, then we can trust that the Holy Spirit will help us as we tell others about Jesus. Review the big picture answer: **The Holy Spirit comforts us, shows us our sin, and guides us as we live for God’s glory.**

Transition from **LOVE** to **LIVE**





THE MISSION OF THE GOSPEL

LIVE the Mission

1 ACTIVITY CHOICE (10 minutes)

☐ **OPTION 1: THE GREAT WALL**



Tell kids that China is home to the Great Wall of China, and if all the sections ever built were added up, it would be approximately 13,170 miles long. Provide kids with various building materials such as building blocks, cardboard tubes, dominoes, marshmallows, etc. and direct kids to work together to create the longest wall possible.

For younger kids, consider forming them into groups of three or four and providing them with a set of building materials to create a wall.

SAY “ Great job creating your wall! Even though the wall was made from many different parts, you made one structure. When God gives believers the Holy Spirit, He takes many people and forms one body through Jesus. Because we are all members of one body, we all have the same mission to tell others about Jesus. C.W. Pruitt told people in China about Jesus, while we might share the gospel someplace else. ”

☐ **OPTION 2: GO IN POWER**



Provide each kid with a canister of bubble solution. If the weather permits, perform this activity outside. If not, designate an area of the room for blowing bubbles and tape a plastic table cloth to the floor.

Form kids into two teams. Lead one team to blow bubbles while the other team counts the bubbles and measures how far they go. Then switch teams and repeat again. Consider creating a marker to see which bubble went the farthest and a tally sheet to add up the total number of bubbles.

SAY “ The bubbles were filled with air and then were ‘empowered’ to go throughout the room. When we trust in Jesus, we are given new life through the Holy Spirit and He gives us power to share the gospel with others. With the Holy Spirit’s help, we can be witnesses for Jesus and share the gospel with the entire world. ”

2 REFLECTION AND PRAYER (5 minutes)

Distribute a sheet of paper and pencil to each kid. Ask the kids to write about or draw a picture to answer the following questions:

- What does this story teach me about God or the gospel?
- What does this story teach me about myself?
- Who can I tell about this story?

Be sure to send the sheets home with the kids along with the activity pages so parents can continue to discuss the Bible story with their kids.

If time remains, take prayer requests or allow kids to complete the Bible story coloring page. Pray for your group.