

HIGH POINT BIBLE TIME


# JUNIOR



*Marvel at Jesus, Live for His Glory*

TEACHER  
GUIDE





Download resources from:

**AnswersVBS.com/wonderresources**

Memory Verse Coloring Pages (Resources → Teaching → Junior)

Presentation Images (Resources → Teaching)

Teaching Patterns (Resources → Teaching → Junior)

Classroom Decorations (Resources → Decorations)

# COURSE OVERVIEW

**Theme Verse: Psalm 113:3**

	<b>Day 1</b> The <b>Wonder</b> of His Birth	<b>Day 2</b> The <b>Wonder</b> of His Childhood	<b>Day 3</b> The <b>Wonder</b> of His Ministry Years	<b>Day 4</b> The <b>Wonder</b> of His Death and Resurrection	<b>Day 5</b> The <b>Wonder</b> of His Return
<b>Title</b>	Jesus Is Born	Jesus at the Temple	Jesus Does Wondrous Things	Jesus Dies and Lives Again	Jesus Is Coming Back
<b>Bible Passages</b>	Matthew 1–2; Luke 2	Luke 2:39–52	Selections from the book of Mark	Select verses; Matthew 27–28	Select verses; Matthew 25:14–29
<b>Lesson Focus</b>	The baby King's birth was a wonder. What amazing happenings surrounded it?	The young King's childhood was a wonder. What was he like as a child and teen?	The adult King's ministry years were a wonder. What astonishing things occurred?	The risen King's death and resurrection were a wonder. How were they like no other?	The return of the King of kings will be a wonder. What should we be doing in the meantime?
<b>Apologetics Content</b>	Is Jesus the most important person ever born?	Is Jesus God or man—or both?	Has anyone else had the power to raise himself from the dead?	Was Jesus completely dead?	How will Jesus return?
<b>Gold Mine Memory Time</b>	John 1:14	Luke 2:52	John 21:25	John 20:31	Matthew 6:10
<b>Names of Jesus</b>	Creator, Immanuel	Carpenter	Almighty	Savior	King of Kings
<b>Animal Pals</b>	Tiny the Cougar Kitten	Junior the Wolf Pup	Mighty the Bison	Champ the Grizzly Bear	Mission the Horse
<b>Carpenter Joe's Crafts</b>	Christmas Crèche Ticket to Ride Ornament	Covered Wagon Conversations Mini Horseshoe Game	Praise Journal Names of Jesus Print	Spikes Cross Necklace Sunset Silhouette	Money Pouch Wonder Junction Bank
<b>Carpenter Joe's Science</b>	Star of Wonder Cone in a Cornfield	Lasso Lesson Layers upon Layers	Weather the Storm Power Play	Riding the Rails Pushy Plates	Spread the Word Marvelous Magnetism
<b>Sweet Sadie's Snacks</b>	Gold Nuggets Biscuit Baby	Carpenter Scraps Wolf Puppy Chow	Mini Flapjacks Loaves & Fish	Light & Dark Breadstick Rattler	Pizza Wheels Apple Wheels
<b>Gallopin' Gabe's Games</b>	Nativity Stations Catch the Caboose	Tough Trials Obstacle Course Annie, Annie Over	Mercantile Mania Name Above All Names Scavenger Hunt	Safecracker Make Your Claim	Wild West Relays Sheriff's Coming
<b>Cool Contests</b>	Guess the Gold Coins	Spirit of the West Day	Old West Dress-Up Day	Names of Jesus Challenge	Mission Money Mania



### Limited license to copy:

A limited license is available to make copies of this book. You may make copies of portions of the book if (1) you are the purchaser; (2) the copies are used exclusively for non-commercial purposes within your church or organization (an entire denomination is not considered a "church" or "organization" under this license); and (3) you follow the instructions provided in the book.

### Junior Teacher Guide

Copyright © 2024 Answers in Genesis. All rights reserved. Limited license to copy.

Project Coordinator: Stacia McKeever

Writers: Randy and Barb Witt

Assistant: Amy Quinn

Content Editors: Bryan Osborne, Dr. Tim Chaffey

Editors: Linda Moore and Sarah Zornes

Interior Design: Diane King

Cover Design: Diane King and Jon Seest

Scripture quotations are from the ESV® Bible (The Holy Bible, English Standard Version®), copyright © 2001 by Crossway, a publishing ministry of Good News Publishers. Used by permission. All rights reserved. Text edition 2016.

For more information, write:

Answers in Genesis

PO Box 510, Hebron, KY 41048

Printed in China.

## CONTENTS

Handy Helps . . . . .	3
Yee-Haw! . . . . .	3
Your Role . . . . .	4
Frequently Asked Questions . . . . .	4
Terms to Know . . . . .	4
Top 20 Teaching Tips for Teachers . . . . .	5
Tips for Managing a Group of Kids . . . . .	6
Age-Level Characteristics . . . . .	7
Special Needs . . . . .	8
High Point Bible Time . . . . .	8
Sample Schedule . . . . .	8
Memory Verse Songs . . . . .	9
Student Extras . . . . .	9
Decorating Decisions . . . . .	10
Wonder Junction Lingo . . . . .	12
Day 1: The Wonder of His Birth . . . . .	13
Devotion 1: Treasure Jesus . . . . .	14
Introduce It! . . . . .	15
Teach It! . . . . .	15
Apply It! . . . . .	20
Day 2: The Wonder of His Childhood . . . . .	21
Devotion 2: Follow Jesus . . . . .	22
Introduce It! . . . . .	23
Teach It! . . . . .	23
Apply It! . . . . .	28
Day 3: The Wonder of His Ministry Years . . . . .	30
Devotion 3: Worship Jesus . . . . .	31
Introduce It! . . . . .	32
Teach It! . . . . .	32
Apply It! . . . . .	35
Day 4: The Wonder of His Death & Resurrection . . . . .	37
Devotion 4: Believe Jesus . . . . .	38
Introduce It! . . . . .	39
Teach It! . . . . .	39
Apply It! . . . . .	44
Day 5: The Wonder of His Return . . . . .	45
Devotion 5: Share Jesus . . . . .	46
Introduce It! . . . . .	47
Teach It! . . . . .	47
Apply It! . . . . .	51



# HANDY HELPS

## YEE-HAW!

Howdy, partners!

Look to your left—do you see the cattle over yonder stampeding across the plains? Look to your right—can your eyes make out the sun-covered buttes of the desert? Look behind you—the brand-new transcontinental railroad is rumbling along the tracks! From the Badlands of South Dakota to the high peaks of the Rockies, there is wonder to be discovered everywhere we turn in the Old West!

Join us as we gallop through the wonder-filled West, where our friends at Wonder Junction will teach us about the grandest wonder of all—Jesus Christ. Each day, we'll dig deeper into who this awe-inspiring Jesus is, answering questions such as:

- What amazing things happened surrounding Jesus' birth?
- What was Jesus like as a child and teen?
- What wonders occurred during Jesus' ministry years?
- How were Jesus' death and resurrection like no other?
- What should we be doing as we wait for Jesus' return?

Wonder and amazement await us each day at Wonder Junction, where kids will gather at the **All Aboard Assembly**, a high-energy beginning that includes wacky intros, lively songs, a mission moment, and prayer.

Then we're off to rotate through five fun sites:

**High Point Bible Time**, where God's Word is taught in creative, hands-on ways.

**Carpenter Joe's Science and Crafts**, where kids get their hands dirty as they make crafts and explore God's world through science experiments.

**Sweet Sadie's Snacks**, where kids munch on some downright tasty home-cooked vittles.

**Gallop in' Gabe's Games**, the rambunctious rec time where kids might just get plumb tuckered out.

**Miss Millie's Missions, Music, and Memory Verses**, where kids sing songs, learn their memory verses, or go in-depth with the mission moment featuring Children's Hunger Fund.

Finally, everyone is rounded up to head back to the **All Aboard Assembly** for the closing, where there's more singing, contest results, and the highly anticipated daily

drama that highlights the shenanigans of two bumbling bandits who are transformed after learning about the wonderful life of Jesus Christ.

So dust off your boots, grab your bandana, and get ready for a rootin' tootin' good ol' time at Wonder Junction!

### Our Goal

We are so thankful for how God has chosen to use the Answers VBS programs over the past years! But why did we decide to embark on such an undertaking in the first place, and why are we still at it, by God's grace?

Our primary goal has always been to bring God glory by boldly and unashamedly proclaiming him to a strategic group—young people. From both a biblical and statistical point of view, young people are a big deal. They're not only awesome—we love 'em!—but they're also dearly cherished by our Lord and tend to be softhearted toward spiritual things. Researchers generally agree most people become Christians when they're children, so it's apparent this age group is a huge mission field!

Children are loved by their Creator, and Jesus said to let them come to him (Luke 18:16). We want children to come to Christ and not be hindered in any way from doing so. To that end, we combine a biblically rich VBS with off-the-chart, irresistible fun. In a day and age when content sometimes suffers, we don't want to sacrifice rich teaching. But it's also crucial that the most exciting book in the world not come across as boring or irrelevant. We want to reflect our creative, inspiring, joy-giving God who made laughter and fun.

So why do we do it? We want kids around the world to hear about and personally meet our awesome God and understand how they can receive eternal life through repentance and faith in Christ Jesus. We believe VBS is a great way to introduce them to God, as it is one of the biggest outreaches of the year for most churches.

We pray you will find that every prayer prayed, every minute invested, every dollar spent, and every word spoken will bring God glory as you reach kids for Christ. Just remember—VBS is worth it. May God richly bless your VBS. We're praying for you!

# YOUR ROLE

Your role as the teacher is outlined in the following pages and includes planning and preparing the daily lessons, enthusiastically engaging in teaching the lessons, and praying over all aspects of your job.

Read this guide carefully and prayerfully, using our suggestions combined with the ideas the Holy Spirit brings to your mind.

So get ready! Get set! Get excited! God is about to use you and your church to impact lives.

## FREQUENTLY ASKED QUESTIONS

The content of *Wonder Junction* may be new to you. For a list of helpful articles on the topics covered in this VBS program, please visit [AnswersVBS.com/wonderfaq](http://AnswersVBS.com/wonderfaq).

## TERMS TO KNOW

Throughout the VBS curriculum, various terms will be used. Here is a list of some of the most common terms to know.

**Partners (as in, “Howdy, partners!”):** Groups of children (individual classes) named after Old West people, such as Miners, Ranchers, Blacksmiths, and Homesteaders.

**Group Guides:** Group leaders who guide the partners from place to place during VBS. No teaching is required of this position.

**High Point Bible Time:** Bible and apologetics lesson time happening at the High Point Chapel.

**Truth Teachers:** Teachers of the High Point Bible Time.

**Carpenter Joe’s Science and Crafts:** Rotation site where crafts are made and science experiments are explored.

**Sweet Sadie’s Snacks:** Indoor or outdoor location where snacks are served.

**Gallopin’ Gabe’s Games:** Indoor or outdoor site (outdoor is preferred) for recreation time.

**Miss Millie’s Missions, Music, and Memory Verses:** Rotation site where kids can spend additional time learning songs and memory verses and hearing about missions.

**Gold Mine Memory Time:** Time to learn and practice the daily Bible verse.

**Animal Pals:** Our friendly animal mascots that remind us of the main themes of each day.

**Toddlers:** 2–4-year-olds.

**Pre-Primaries:** 4–6-year-olds or children ages 4 through those who have completed kindergarten.

**Primaries:** 6–9-year-olds or children who have completed grades 1–3.

**Juniors:** 9–12-year-olds or children who have completed grades 4–6.

For multi-age K–6 travel groups, we recommend using the material for the Primaries.



# TOP 20 TEACHING TIPS FOR TEACHERS

1. Pray and study God's Word. This is your most important preparation. God has entrusted you with the awesome privilege of sharing his Word, so be well prepared. "We will devote ourselves to prayer and to the ministry of the word" (Acts 6:4).
2. Read through all your lesson plans well in advance and become familiar with the resources at [AnswersVBS.com/wonderresources](http://AnswersVBS.com/wonderresources). Begin to pray and plan now, and continue to pray during and after VBS.
3. In this guide:
  - » Teaching Tips are marked with a ★.
  - » Materials for each activity are listed next to the activity.
  - » The "teacher says" portion is bold.
4. You may want to assign the task of gathering supplies for all the teachers to one person or have the teachers divide up the supply list, with each being responsible for multiples of certain items. It's also helpful to get all the supplies ready in a box or bag ahead of time rather than gathering them day-by-day the week of VBS.
5. See Decorating Decisions for a picture and description of the teaching set. Also, when setting up the room, you may want to clear away tables and chairs, depending on the room size and number of children expected.
6. Attend the Teacher Workshop and the Gospel Workshop. Be prepared to share the good news of salvation.
7. Dress in Old West period clothes, such as a vest and cowboy hat or a prairie costume. You can also wear the T-shirt, hat, and vest available from the Resource Catalog.
8. Take on a persona to bring lessons to life. You may want to make up a fun name, dress in character and talk in first person, adopt a western drawl, or add something new to your "costume" each day, such as small stuffed animals added to pockets of a vest. Teach in a way that makes you feel comfortable.
9. Call the children by name. Name tags help with this.
10. Keep eye contact as you share the lessons, ensuring each child senses your warmth and care.
11. Children will be at various levels of spiritual comprehension. Pray for the Lord to take the message and do with it as he wills: plant seeds, bring to salvation, or strengthen and grow those who are already believers.
12. Have Bible passages from the lessons bookmarked ahead of time and use your Bible throughout the lessons at the appropriate times. Show through your facial expressions and your actions the importance of the Scriptures.
13. Show love. All children, regardless of age or appearance, need to be loved. Greet them warmly each day, and always be ready with smiles, encouraging words, and appropriate hugs.
14. Be aware of your church's safety protocols and appropriate touching policies. Check the Digital Resources for more information.
15. Be all there. Try to leave behind whatever is currently going on in your life and focus your attention on the children under your care.
16. When kids are sitting on the floor for drawing or writing activities, give them a firm surface (clipboards, old magazines, or books) to use underneath the papers. Cut corrugated cardboard or coroplast sheets into 9 x 12-inch pieces and add a binder clip for inexpensive clipboards.
17. Notice the good. Children want attention and will sometimes resort to acting up in an effort to receive even negative attention. Be proactive by noticing and praising the things they do right. Be an encourager.
18. Children like order. Think through potential trouble spots in your day and decide on a firm, loving discipline strategy. Ask for help from experienced individuals.
19. Children generally rise to the level expected of them. Challenge them to work on memory verses and take-home student guides as well as other challenges. Some may even want to try the bonus memory passage.
20. Have fun! Teaching should be a joy for you. "Rejoice always, pray without ceasing, give thanks in all circumstances" (1 Thessalonians 5:16-18).

# TIPS FOR MANAGING A GROUP OF KIDS

Kids are fun, and kids have energy! Prepare to confidently lead them using the following strategies.

## Attention-Getters

**Call and Response**—Teach the kids that when a teacher says something, they should reply with something else. Practice the following ideas so kids know your expectations for responding:

- **Teacher:** Gotta go  
**Kids:** Buffalo
- **Teacher:** Better shake  
**Kids:** Rattlesnake
- **Teacher:** Chugga, chugga, chugga, chugga  
**Kids:** Choo choo
- **Teacher:** Crisscross (as they sit and cross legs)  
**Kids:** Big trail boss
- **Teacher:** Jesus loves me  
**Kids:** This I know  
**Teacher:** For the Bible  
**Kids:** Tells me so

**Train's a Comin'**—Make the sound of an oncoming train. Start softly and slowly with the sound (chugga-chugga-choo-choo) while making circles with your arms as wheels. Gradually get louder and faster as the train approaches, then reverse the motions and sounds to finish with everyone sitting quietly.

**Horse Gallop**—Check online for how to use finger snaps and claps to make it sound like a horse galloping. Begin slowly, then speed up.

**Rhythm Claps**—The teacher claps a little rhythm, and the kids clap the exact rhythm back. Vary the clapping patterns.

**Countdown**—Hold up five fingers and count down from five to one. By the count of one, kids should be completely quiet.

**Soft Talk**—Start talking about something important very softly or in a whisper. Kids will often quiet down to hear what you are saying. Or say, "If you can hear me, clap once." Continue softly with other commands.

**Flash the Lights**—This is a good signal to listen up.

## Lining Up to Walk Through the Building

**If You . . .**—For lining up, call out fun categories, such as the following:

- "If you are wearing green like a cactus, line up. Now, if you're wearing brown like a grizzly bear, line up."
- "If your birthday is during the summer, line up. Now, if your birthday is during the school year, line up."
- "If you have a dog, line up. Now, if you have a cat, line up. Now, if you have no pets, line up."
- "If you are quiet, line up."

## Proactive Tips

**Be Prepared**—One of the best ways to ward off discipline problems is to be prepared. Think through and organize your day, leaving no downtime. Keep things moving! This takes more effort on your part, but it's worth it.

**Active Participation**—Keeping kids actively engaged in the lesson is perhaps the best thing you can do to keep the class from getting rowdy. The lessons are written to be creative, fun, and full of active participation. Play the games, act out the Bible accounts, and do the other ideas listed. Occupy kids' minds and attention with good stuff!

**Helpers**—Involve the kids. Let them be helpers. Some kids just want to feel needed, so giving them a responsibility is a way to show you trust them. Try putting them in charge of a simple task, such as helping others learn memory verses, passing out papers, or holding a poster for the teacher. Sometimes a simple task can keep them busy and make them feel important!

**Use Humor**—Kids of all ages love to laugh! Have fun together. If you see a situation is getting tense or a child is getting upset for some reason, try thinking of a way to lighten the mood with humor.

## Calming Rowdiness

**Don't Yell**—Kids may respond at first if someone yells, but they eventually dismiss it. Try some of these other ideas instead.

**Separate Kids**—Separate kids who misbehave around each other but encourage problem-solving when possible. "What are some things we could do to help you and \_\_\_ get along?"

**Give Choices**—Avoid power struggles by giving choices. If a child is resistant to doing something you've asked, try your command another way. "You can either sit with the rest of the group and listen or sit with \_\_\_ (leader's name) at the back of the room."

**Praise in Public, Correct in Private**—If someone does need correction, be careful not to embarrass him in front of his peers. If you need to talk to a child about a misbehavior, pull him aside while the rest of the group is distracted. Kids will be less defensive if they don't feel they have to "save face" in front of their peers—and if they feel you really care and aren't just coming down on them.

**Know Church Policies**—Know your church's policy for severe behavior issues. Do you take the child to your VBS director? Do you alert the child's parents? Do you involve other staff members? Be prepared.



# AGE-LEVEL CHARACTERISTICS

Kids are awesome! Each one is unique and is a special creation from the hand of our amazing Creator. With all their uniqueness, however, they also share some common characteristics. That doesn't mean every child always exhibits the following characteristics at the suggested age, but these guidelines can be a benchmark to use when looking at characteristics of children as a whole. Understanding how God has wired different age groups can help us be more effective in teaching and interacting with them.

First, you'll see characteristics of children in general and then characteristics of Juniors (ages 9–12 years) specifically.

## CHARACTERISTICS OF CHILDREN

Children have some common characteristics:

- They are born sinners.
- God has given each a conscience, and they (generally) want good to win over evil.
- God has shown himself to all children through his creation, making it obvious to all that there is a Creator.
- Children enjoy active learning by moving around; seeing, touching, smelling, and hearing things; and being involved.
- Children need to be loved, encouraged, and praised.
- Children are rapidly growing and changing.
- Children trust the adults who are responsible for them.
- Children can get discouraged with criticism and failure.
- Children are eager to learn and are curious about the world and about God.

## CHARACTERISTICS OF JUNIORS

### Physical Characteristics

Juniors can vary widely as they grow, with some having a growth spurt that launches them into puberty. (This can make them get tired easily.) Height, weight, and physical maturity can be all across the board. They're continuing to grow in physical abilities. Some are becoming known for athletic abilities. Juniors enjoy going places and doing interesting things. They enjoy games and competitions.

### Takeaways for Us

- Don't comment on physical appearance, such as how tall someone is. Juniors can feel sensitive and awkward about their bodies.
- Make sure to help each child realize how special and uniquely created by God he or she is. Some have giftings/talents physically, some musically, some academically, etc. They need to be assured that they are God's masterpiece, created exactly as they are for a special purpose.

- Some love being active, and some don't. But it's good to keep them involved and moving.

### Emotional/Social Characteristics

Juniors can't wait to grow up. They look up to teenagers/young adults. They like challenges and may develop interests and hobbies, although they're self-conscious about their abilities and failures. They're becoming more independent and can handle responsibilities. They enjoy small group discussion with peers and close friends. They're greatly influenced by their friends and want to be accepted. They look to friends for information and advice on issues. They like humor and jokes but may use sarcasm. As they head into puberty, they may experience mood swings.

### Takeaways for Us

- Make sure the teens and young adults in their VBS world are good role models.
- Don't tear down Juniors or resort to sarcasm. Be an encourager and a good listener and be patient with them.
- Incorporate small group discussion into learning and do things that allow groups or pairings.
- Be careful to walk worthy—act and speak in godly ways.

### Spiritual/Mental Characteristics

Juniors are beginning to think abstractly and are asking many questions, which they want good answers for. They have a much longer attention span than younger children. Their reading and memorization skills are improving. They're developing their views on current issues and often want to associate themselves with their parents' belief system. They spot inconsistencies in what people do versus what they say. Juniors enjoy serving and caring for others.

### Takeaways for Us

- Ask thought-provoking spiritual questions. Juniors are thinking and like to talk. Be there for them as a safe person to bounce thoughts and ideas off of.
- Listen well and pray with them.
- Some children read better than others. Be careful about asking children to read out loud unless they volunteer or you know they can read well.
- Allow them to sometimes act out lessons. Most Juniors enjoy this active involvement.
- Give them opportunities to be involved in mission/serving projects.
- Challenge them to ask God to help them grow in their love for God and his Word. Help them set up Bible

reading plans, and encourage them to memorize passages of Scripture.

- Make sure to walk the walk and not just talk the talk. Kids can spot inconsistencies, so it's important to walk worthy.

- Show interest in each child, helping them sense your care and interest in them.

- Be careful to speak accurately and truthfully, show care and respect for your Bible, and help them see your love for it and for the Lord.

## SPECIAL NEEDS

The *Special Needs Teacher Supplement* (1220530) can help you accommodate and modify these lessons for those who need it, either in your regular classroom or in a self-contained classroom.

## HIGH POINT BIBLE TIME

As we open God's Word during High Point Bible Time, we will learn about the wonder of Jesus. It will be the high point of our day.

The lesson time is written as a 35–40-minute period, divided into three sections.

**Introduce It!** (5–10 minutes): Each day, the kids will head to the High Point Chapel and have a lively intro to get the lesson going.

**Teach It!** (25–30 minutes): The Bible teaching and apologetics content is presented during this time in creative, appealing ways.

**Apply It!** (Remaining class time): This is the memory verse review and practical application time.

The lessons are jam-packed, so try to be organized and keep things moving. Ideas are written into each lesson

to help you adapt if you have a longer or shorter lesson time than 35–40 minutes. Because of the content-rich lessons, a little extra time is great if you can swing it! But if not, there are lots of options, so you may want to shorten or skip some activities.

The lesson format is written for a two-person team. One person serves as Teacher One and the other as Teacher Two or the Teaching Assistant. The lesson format can also work if teaching alone. If you are team teaching, decide ahead of time who will be responsible for what. If you are teaching alone, simply find someone (e.g., a staff person or teen volunteer) to help at any point you need an extra set of hands.

Below is a sample schedule of a typical day at VBS. Check with your director for a copy of the schedule and room assignment for your VBS.

## SAMPLE SCHEDULE

Time	Group One	Group Two	Group Three
9:00–9:15	All Aboard Assembly: Large Meeting Area (Everyone Together)		
9:20–10:00	High Point Bible Time	Carpenter Joe's Science and Crafts	Gallop in' Gabe's Games and Sweet Sadie's Snacks
10:05–10:45	Gallop in' Gabe's Games and Sweet Sadie's Snacks	High Point Bible Time	Carpenter Joe's Science and Crafts
10:50–11:30	Carpenter Joe's Science and Crafts	Gallop in' Gabe's Games and Sweet Sadie's Snacks	High Point Bible Time
11:35–Noon	All Aboard Assembly—Closing: Large Meeting Area (Everyone Together)		



# MEMORY VERSE SONGS

We have partnered with Seeds Kids Worship (contemporary, ESV) and Majesty Music (traditional, KJV) to create songs for each of the memory verses. They feature the full verses. (Pre-Primaries and Toddlers are taught condensed versions of these verses.) Singing Scripture is an excellent way for children to learn their Bible verses easily. You can use the songs (either video or audio)

during the memory verse time in each lesson. The Music Leader Download, which contains audio and videos, comes with the purchase of a Super Starter Kit and can also be purchased separately (5122234). If you would like each student to have a copy of the songs, student CDs in packs of 10 are available (1220610 or 1220620).

## STUDENT EXTRAS

Check with your VBS director and choose one or more of these fun optional materials so your students can take home a review of the daily lesson content.

Also, decide with your director when it works best to give out the various items: at the beginning of the day; during lesson time; during snack time (a good time to review); or at the end of the day (a good time to pass out student guides, bookmarks, and other items that need to make it home safely).

**Wonder Junction Map and Stickers:** Use these sticker sets as a fun, daily review of each lesson.

- 1220780, pack of 10

**Student Guides:** These age-appropriate guides feature a lesson review on the front of each daily take-home paper, as well as the memory verse and review game suggestion, and “Go and Do” section on the back that parallels the Apply It! part of the lesson. You can either go over these during class time or send them home to be completed with a parent or caretaker, which is what our test churches do. If you send the guides home, motivate the kids to do them because they are full of good stuff! Give them to the group guides to pass out at the end of the day. Then have them check with the kids the following day to see how they did, and consider asking your VBS director to give contest bonus points to the individuals and teams for their hard work.

- Primary ESV—1220710, pack of 10
- Primary KJV—1221320, pack of 10

**All Aboard Adventure Guide:** These fun, interactive booklets feature the daily memory verses, animal pals, stickers, and a place to stamp (1220930) for attendance. Check with your VBS director to find out when he or she would like to give these to the kids. They can receive them at any time during the first day. You can review them with the kids during the Apply It! section of the lesson if you have time, or they can be stamped as the kids arrive at VBS.

- Junior/Primary ESV—1220910, pack of 10
- Junior/Primary KJV—1221370, pack of 10

**Bookmarks:** These can be passed out at the end of class or at the end of the suggested day.


- Gospel—1220760, pack of 10—Day 4 or Day 5
- Names of Jesus—1220770, pack of 10—Day 5

**Exploring God’s Word:** This little booklet encourages your students to continue discovering God’s Word for weeks after VBS has finished. It features a daily question and answer found in the Scripture verse. You or the group guides can pass one of these to each student on the last day of class at dismissal.

- 1220750, pack of 10

# DECORATING DECISIONS

A colorful and engaging environment helps children learn better, remember more, and leave with happy memories. So be creative and use the tools and ideas in this section to capture the imagination of the kids with your classroom decorations.



## KEY DECORATING ELEMENTS

### High Point Chapel

To serve as a focal point for the teaching, the *Wonder Junction* classroom backdrop features an Old West country chapel in a southwestern desert setting. You can create your own artwork or see the Resource Download for clip art images of the chapel scene. Use an overhead projector to enlarge and transfer the images onto corrugated cardboard sheets, foam insulation board, or roll paper, then prop them up or mount them on a wall. You can feature the entire scene or keep it simple with just the chapel against a background of sky blue roll paper or plastic tablecloths.

#### HOW TO ENLARGE AND TRANSFER CLIP ART

1. Photocopy the clip art onto transparencies.
2. Place roll paper or a rigid material against a wall.
3. Using an overhead projector to enlarge the clip art, shine the image onto the paper or rigid material, adjusting it as necessary for the size desired.
4. Trace the image outlines onto the paper or rigid material.
5. Paint the image and cut it out.

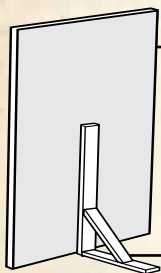
Check out [Pinterest.com/AnswersVBS](https://www.pinterest.com/AnswersVBS) for colorful photos of decorations from our test churches!  
Visit [YouTube.com/AnswersVBS](https://www.youtube.com/AnswersVBS) for how-to decorating videos!





## Classroom Scene Setter

As a quick and easy alternative to making your own classroom backdrop, a scene setter is available for purchase (1221260) from the Resource Catalog. Simply mount the panels onto a rigid material using double-sided carpet tape, clear packing tape, or staples, then prop them up with wooden supports (jacks). Or you can attach them directly to a wall with mounting putty, Mavalus tape, or double-sided tape on top of painter's tape.



Prop up your set, and any free-standing decorations, with wooden jacks made from 2 x 4, 2 x 3, or 2 x 2 boards, according to the size of your decorations. If necessary, jacks can be weighted down with bags of sand or road salt.

## Resource Posters

Contained in the Teacher Resource Kit are the teaching, memory verse, and animal pal posters. These are important visuals for the kids and should be displayed in an organized fashion on a wall (or walls) adjacent to your backdrop.

## Other Props, Tips & Miscellaneous Ideas

- Place a rug, or raised platform, in front of your backdrop to create a stage effect.
- Faux wood crates made from boxes, cardboard wagon wheels, coils of hemp rope, metal lanterns, and stuffed burlap sacks can be set around in groupings to fill empty spaces.
- Painted cardboard clouds, rocks, and tufts of grass can add a nice touch.
- Kids love animals, so be sure to include some in your decorating. See the Resource Download for clip art images or use a variety of stuffed animals.
- Add a thin (½-inch) black border to your painted props. This helps them stand out better and makes the colors appear more vibrant.
- Because corrugated cardboard tends to curl when only one side is painted, first apply a quick single coat of paint to the back.
- Don't forget to dress the part with Old West attire.

# WONDER JUNCTION LINGO

## OLD WEST

Yea or neigh	Yes or no
Necessary	Outhouse
Poppycock or skittles!	Nonsense
Togs	Clothing
Right as rain	Fine
Tuckered out	Tired
Shindig or hoedown	Party or celebration
Hobble your lip	Be quiet
Yarn	A story
Grand	Beautiful, excellent
Fetch	Bring
Pony up or fork it over	Pay it out
Trounce	Beat
Small fry	Children
Hightail it	Leave quickly

Get a wiggle on	Hurry up
Apple-pie order	In top shape
Higgledy-piggledy	In confusion
Granger	Farmer
Hither and yon	Here and there
Lickety-split	Fast
Heap	A whole lot
On the fence	Undecided
Do-si-do on over	Come on over
Poppet	Term of endearment
Stumped	Confused
Dude	An Easterner, someone in fancy clothes rather than work clothes
Calaboose	Jail

## FOOD

Cackleberries	Eggs
Skunk eggs	Onions
Mysteries	Sausages
Sinkers	Biscuits
Cookie	Camp cook
Slapjacks	Pancakes

Goober peas	Peanuts
Wet your whistle	Drink something
Snatch	A snack
Grub or chuck	Food
Soft tack	Bread
Brown gargle	Coffee





DAY 1

# THE WONDER OF HIS BIRTH



## BIBLE PASSAGES

Jesus Is Born

Matthew 1–2; Luke 2

## APOLOGETICS CONTENT

Is Jesus the most important person ever born?

## MEMORY VERSE

And the Word became flesh and dwelt among us, and we have seen his glory . . . full of grace and truth. John 1:14

## NAMES OF JESUS

Creator, Immanuel

## LESSON FOCUS

The baby King's birth was a wonder. What amazing happenings surrounded it?

## ANIMAL PAL

Tiny the Cougar Kitten

## Today's Lesson at a Glance

- Introduce It!  
Wonder Junction Chapel and Train Depot
- Teach It!  
Part 1: The Wonder Weekly  
Part 2: Wonder of Jesus' Birth  
Part 3: Animal Pal Review and Game  
Option 1—Beat the Clock  
Option 2—Wonder Word Game
- Apply It!  
Part 1: Gold Mine Memory Time  
Part 2: Go and Do  
Part 3: Marvel-ous Moment

## Preparing for the Lesson

- Read Matthew 1–2 and Luke 2 several times.
- Read this lesson thoroughly and prepare the materials.
- For more information on Jesus' birth, visit [AnswersVBS.com/wonderfaq](http://AnswersVBS.com/wonderfaq).
- Pray.



# DEVOTION I: TREASURE JESUS

*Therefore the Lord himself will give you a sign. Behold, the virgin shall conceive and bear a son, and shall call his name Immanuel. Isaiah 7:14*

Imagine your young daughter comes to you one day after finishing her chores and making the daily bread. She says, "Dear parents, as you know, our people have been promised a savior for hundreds of years. Even from the beginning, Yahweh has promised that he would send one to save his people from their sins. Today, an angel told me I would bear the Promised One! Mom, Dad—our Savior is coming! And it's true what our prophet Isaiah said over 700 years ago—I have known no man, yet I am with child."

Would you think she was crazy? Would you call to mind all the promises from the Law and the Prophets you've been taught since your childhood, mulling over each one, waiting to see if more than this one spoken by Isaiah would come to pass through your daughter and her child? Would you tick each one off your mental checklist?

- He was the child of a woman (Genesis 3:15). Check.
- Micah said he would be born in Bethlehem (Micah 5:2). Check.
- Solomon said kings would worship him (Psalm 72:10–11). Check.
- Hosea said he would be called out of Egypt (Hosea 11:1). Check.

Is it really possible that one child could fulfill all these promises? Was your daughter telling the truth those many months ago? Could this child, whose name means "the Lord saves," really be the promised one?

Those shepherds who came to visit the baby, wanting to see the Savior that had been born to us, Christ the Lord—did they really know what they were talking about? Is it our Savior? . . . This is our Savior!

As you read the passages revealing the events surrounding the birth of Christ for the umpteenth time, meditate on the events that set his birth apart from all others—the fulfillment of prophecy, the worship of shepherds and kings, the lowly manger cradling the King of kings. As you share the good news of the Creator who stepped into history as a baby, make sure your children know that this was no ordinary baby. This is Immanuel, God with us.

May we pray as the Puritans did:

O God, take me in spirit to the watchful shepherds, and  
enlarge my mind;  
Let me hear good tidings of great joy, and hearing,  
believe, rejoice, praise, adore,  
My conscience bathed in an ocean of repose, my eyes  
uplifted to a reconciled Father;  
Place me with ox, ass, camel, goat, to look with them  
upon my redeemer's face,  
And in him account myself delivered from sin;  
Let me with Simeon clasp the new-born child to my  
heart, embrace him with undying faith, exulting that  
he is mine and I am his.  
In him thou hast given me so much that heaven can  
give no more.

—Arthur Bennett, *The Valley of Vision*  
(The Banner of Truth Trust, 2005), 16.



# INTRODUCE IT!

At the start of each lesson, you will introduce the kids to different places in Wonder Junction. Today, it's the chapel and train depot.

## Wonder Junction Chapel and Train Depot (5 minutes)

**Prep:** Prepare your costumes. Bookmark the Scripture passages in your Bible for the whole lesson. Print and cut out the **DAY 1 NUGGET OF TRUTH**. (If you're in a large room, mount the **DAY 1 NUGGET OF TRUTH** on bright yellow painted corrugated cardboard or poster board to make it bigger. Cut out the cardboard or poster board to resemble a large gold nugget [bigger than an 8.5 by 11 sheet of paper so the pattern fits]). Hide the nugget somewhere high so it is just visible.

**Teacher 1:** Well howdy, y'all! I'm \_\_\_, and this here is \_\_\_. This week, we're imagining we're living in the Old West, where we'll find cowboys, and gold mines, and horses, and towns like Wonder Junction. We'll meet right here for the high point of our day at High Point Chapel, a mighty important building in town. [Show the WONDER JUNCTION POSTER](#) and point out the chapel.

**Teacher 2:** You know, the town of Wonder Junction has been here for a while, but there's never been anything that's caused such excitement as the newfangled train station and locomotive. [Show the WONDER JUNCTION POSTER](#) and point out where the train depot is.

**Teacher 1:** I have to admit, that train sure is a wonder to behold. Did you know the train is a new invention in the Old West? It was built to connect both sides of the US of A, the East and the West. Some people started building tracks in the East and others started in the West until they met in the middle, where they nailed in a final gold spike.

**Teacher 2:** It took about six years and 100 million dollars to build, but it was worth it! Before this train came along, it could take six months to get here by wagon, but now it takes less than a week! It sure is a wonder!

**Teacher 1:** And wow, are people ever riding that train and flocking here to see the wonders of the West. They're coming for gold, for land, for riches, for opportunities. But you know what? As amazing as those wonders are, they're nothin' compared to what we're gonna be talkin' about this week—the wonder of Jesus! Have ya heard of Jesus before—Jesus, who is God *and* God's Son? [Pause for responses.](#)

**Teacher 2:** We're going to be discovering nuggets of truth about Jesus that are *mind-blowing*! They sure fill me with wonder. Take a peek around the room and see if you can spy a gold nugget somewhere. It's our first nugget of truth. [Do so, and have someone bring it to you, or have them all point to it. Read it slowly with amazement: "The Creator of babies became a baby himself!"](#) That means Jesus created the universe and then came into the universe he created—as a *baby*. Wow! There sure never has been a more important person ever born, and there never will be.

**Teacher 1:** Whoa, whoa, hold on a minute. You mean a tiny, helpless, little baby? Like the kind that cry and spit up and need to be fed and changed and cared for? How could the *Creator* of babies *be* a baby?

**Teacher 2:** It's a wonder, that's for sure—*God became a baby*! Let that sink in as we pass out these newspapers, and then we'll explain more.

# TEACH IT!

## Part 1: The Wonder Weekly (10 minutes)

**Prep:** Cover each section of the **PROPHECY POSTER** with a piece of copy paper. Print the **WONDER WEEKLY NEWSPAPER** for each child on tan paper to look weathered. Optional: put the newspapers on a hard surface like a clipboard for each person.

[Pass out a newspaper and writing utensil to each person.](#)

**Teacher 1:** Alrighty, let's go back to the beginning to figure this out. We just said Jesus was the Creator. How do we know that?

- ☐ [Wonder Junction Poster](#)
- ☐ [Day 1 Nugget of Truth](#) and 1 sheet of bright yellow card stock (see Prep)
- ☐ Bible
- ☐ Old West costumes for teachers
- ☐ Mounting putty or tape for hanging posters



★ A [shortened one-person script](#) of the lesson is available to download.

★ Put all the materials each student needs each day in a zippered baggie. Place a baggie under each chair or have them ready to pass out.

★ Think of fun names for yourselves: Cactus Kate, Cowboy Joe, Prospector Pete, Rattlesnake Rachel, or Doc Henry.

★ The Bible is listed just once daily in the supply list but is used throughout, so keep it handy and marked at the correct passages.

★ Be familiar with the lesson, but don't memorize it. Place it on a clipboard to use as a reference.

★ If working as co-teachers, decide daily which parts of the lesson each of you will be responsible for teaching. Both plan to dress in costumes.


★ Mounting putty or tape is listed just once daily, but will be used whenever you hang up posters. Hang them up as you talk or just hold them up while teaching and hang them up after class.

- ☐ [Prophecy Poster](#)
- ☐ [Wonder Weekly newspapers](#), 1 per person, on tan copy paper
- ☐ 4 sheets of copy paper and tape
- ☐ Writing utensils, 1 per person
- ☐ Optional: hard surfaces like a clipboard, 1 per person

★ [Download from AnswersVBS.com/wonderresources.](#)

◆ [Find in your teacher kit.](#)

★ Print pictures of these things to hold up, or, if you have the capability, show slides. You can add slides to any part of any lesson.



**Teacher 2:** It says so right here in the good book, the Bible. [Point to John 1](#). And remember, the Bible's the only book that's completely perfect and trustworthy because it's given to us by God. I'm gonna read something from the Bible, and every time *I* say "the Word," *you* say "Jesus." Here we go. [Read John 1:1-3](#).

**Teacher 1:** Whoa, so are you saying *Jesus* created the sun and stars and plants and animals and people?

**Teacher 2:** Yep! Jesus didn't start out as a baby. He has existed *forever* and has always been God. At the beginning of time, he was there creating with God the Father and God the Holy Spirit. Let's draw a picture of creation in space one on our *Wonder Weekly* newspaper. [Have kids do so, and continue on while they draw for a minute](#).

**Teacher 1:** Jesus created everything from the tiniest bug to the farthest planet. Here are just two of the kabillions of mind-blowing marvels he made:

- On the BIG scale, Jesus created all the billions upon billions of stars, including one you've heard of—our sun. He made the sun exactly the right size and placed it at exactly the right distance so we wouldn't be too close and get burnt to a crisp or too far and freeze like popsicles. We call our star the *sun*, but Jesus knows every star and calls each one in the universe by name ([Psalm 147:4](#)). Amazing!
- On the SMALL scale, Jesus created the honeybee. You may think of them as buzzing stingers, but they really are a marvel! Their fuzzy bodies collect pollen, which is kind of like valuable gold dust. The bees fly from plant to plant, leaving pollen on each one. They pollinate over 130 types of nuts, fruits, and vegetables that humans enjoy eating. The honeybee is helpful to us! Jesus' creations are a wonder!

**Teacher 2:** Well, after Jesus created the universe—then what happened?

**Teacher 1:** It's a long, true account you can read about here in this part of the Bible called the Old Testament ([show](#)), but basically, people messed up the perfect earth by sinning (not obeying God), and then they started looking for Jesus to come back to earth to save them from the mess.

**Teacher 2:** God used prophets to predict when Jesus would come as the Messiah, or King, who would save them. People throughout the Old Testament looked forward to when this King would come. They were so ready for him to arrive! Let's draw a picture of a crown in space 2. [Have kids do so. Teacher 1 continues while they draw](#).

**Teacher 1:** Predictions about what will happen in the future are called prophecies. In the Bible, prophecies are promises from God about events in the future. Now, if God promises something, it will happen. Beware of fortune tellers and horoscopes. They are *not* from God and aren't accurate at predicting the future. But God is always right 100% of the time because he knows the future and exists outside of time.

**Teacher 2:** Let's look at a few Bible prophecies about Jesus coming to earth—the earth he made. All of these prophecies were made hundreds of years before Jesus came. [Uncover the PROPHECY POSTER: MAP](#). Draw a star by the town of Bethlehem in space 3 as I read this. [Have kids do so while you read Micah 5:2](#).

**Teacher 1:** [Uncover the PROPHECY POSTER: JESUS IN A MANGER](#). Draw baby Jesus (or a manger) in space 4 while I read this prophecy. [Have them do so while you read Isaiah 7:14](#).

**Teacher 2:** [Uncover the PROPHECY POSTER: WISE MEN WITH GIFTS](#). Draw a gift in space 5 while I read the next one. [Have them do so while you read Psalm 72:10](#).

**Teacher 1:** [Uncover the PROPHECY POSTER: SPECIAL STAR](#). Draw a special star in space 6 while I read this one. [Have them do so while you read Numbers 24:17](#).

**Teacher 2:** So we know they were waiting for Jesus to come to the earth he created, and they thought he would come as a conquering King. They waited a really long time. Have you ever waited for something you *really* wanted for a *really* long time? [Pause](#), and if you have time, share a quick story of a time you waited for something.

**Teacher 1:** After their long wait, do you think Jesus came and fulfilled all those prophecies? [Pause](#). Yes, he sure did. He promised he would, and he did. He could have come into



the world with fireworks, with a huge parade, or with thousands of angels at his side. How would you imagine he could have made his first appearance on earth? [Take a couple responses](#). There never has been and never will be a more important person born than Jesus. Let's hear more about the most unusual way he came.

## Part 2: Wonder of Jesus' Birth (10 minutes)

**Prep:** Cover each section of the **WONDER-FILLED BIRTH POSTER** with a piece of paper. Make the chenille stems bundles. Students will use two at a time, so it's fun to have two of the same color for the first round, two of another color for the next round, and so forth for rounds 3 and 4.

- ☐ Wonder-Filled Birth Poster
- ☐ 4 sheets of copy paper and tape
- ☐ Chenille stems, 8 per person bundled—4 colors of 2 each

### Wonder 1: Angel

**Teacher 2:** The first unusual part of Jesus' wonder-filled birth is an angel. [Uncover the WONDER-FILLED BIRTH POSTER: ANGEL](#). Make an angel or something associated with an angel from two of your chenille stems while we talk more about it. [Have kids do so as you continue with the following](#). God sent an angel to earth when he had special messages to deliver. From the Bible, we learn that before Mary was pregnant with Jesus, an angel visited her. Then on a separate visit, the angel visited his earthly dad, Joseph. Here's what the angel said. [Read Luke 1:30–33](#). And through the power of the Holy Spirit, Mary became pregnant with Jesus.

**Teacher 1:** Now put yourself in this scenario. Can you imagine if your mom had an angel visit her before she was pregnant with you? Maybe she was just sitting at the kitchen table and all of a sudden—whoosh—an angel appeared! How amazing would that be? Let's have everyone show right now, without talking, how you think you'd respond if an angel swooped in all of a sudden to talk to you. [Do so](#). [Mention that the Bible shares people's reactions, and they were usually afraid, including what we just read about Mary \(verse 30\)](#).

**Teacher 2:** Well, that doesn't normally just happen—I mean, who has angels visiting before and after their birth? But for Jesus, it did, and it was a wonder!

**Teacher 1:** Now, let's see your angel creations. [Have kids hold them up](#). That angel was just one of many wonders at Jesus' birth. Let's hear about another.

### Wonder 2: Shepherds with Angels

**Teacher 2:** [Uncover the WONDER-FILLED BIRTH POSTER: SHEPHERDS](#). The next wonder is what happened to some shepherds. Let's use two more chenille stems to make a shepherd or something associated with a shepherd to remind us of this wonder. [Have kids do so while Teacher 1 continues on](#).

**Teacher 1:** I want you to imagine yourself there with the shepherds. Think about what you might be seeing, hearing, and feeling as you listen to what happened. [Read Luke 2:8–16](#). What reaction would you have had if you had been there? Show it now. [Do so](#).

**Teacher 2:** This was the greatest sound and light show seen by man! Wow! You may want to quickly mention if you've ever seen a fireworks show, and how that was nothing compared to this. [Or show a slide of it](#). What a wonder in the heavens! Then the shepherds went quickly to find Jesus. Think about how amazing that was. They found God *in the flesh*—meaning God took on skin and a body! God had elbows! God had toenails! God had bones! This is *God* we're talking about!

**Teacher 1:** Okay, let's see your shepherd creations. [Have kids hold them up](#). Cool! But that's not all. Let's check out the next wonder.

### Wonder 3: Wise Men with Gifts and Special Star

**Teacher 2:** We talked about this one with the prophecies. Now let's hear how they came true hundreds of years later. [Read Matthew 2:9–11](#).

**Teacher 1:** [Uncover the WONDER-FILLED BIRTH POSTER: WISE MEN WITH GIFTS/SPECIAL STAR](#). Make something associated with the wise men or the special star while we continue. [Have them do so without talking](#).



**Teacher 2:** Let's just think about this for a minute. Who has important wise men showing up after their birth and giving them expensive gifts? Did any show up after you were born? Can you imagine if this happened to you? What would you want them to bring?

**Teacher 1:** And when do very important men bow down to other people—in particular, a baby?

**Teacher 2:** And who has a special star just for them in the sky? Okay, let's see your creations. *Have kids hold them up.* All these happenings are amazing wonders when you stop to think about them. But that's not all.

### Wonder 4: Jesus Wanting to Come

**Teacher 1:** Maybe the most amazing wonder of all is Jesus *wanting* to come. He left heaven to come!

**Teacher 2:** Can you imagine what that would be like? Heaven—perfect and incredibly beautiful! And then he comes to earth.

**Teacher 1:** That might be like us leaving a nice home—like a mansion—to go to a dirty, smelly place. Picture that in your mind. And not only that, but he left as a king. Imagine a king with all his riches in a beautiful castle. The king gives all that up and becomes a lowly member of society, no longer recognized as king. Would you want to go from being a king to a poor man? *Uncover the WONDER-FILLED BIRTH POSTER: MANSION.* Let's make something associated with a king. *Have them do so while Teacher 2 continues on.*

**Teacher 2:** Jesus did that—and he did it because he loves you and knows you need him to save you from your sins. We'll hear lots more about that this week.

**Teacher 1:** Let's end with this wonder-filled thought. Jesus is called Immanuel, which means God with us. If you are a Christian, do you realize God will never, ever NOT be with you?

- You can't see him, but he's right here.
- He's with you this very second and every other second of your life, no matter how you're feeling, what you're struggling with, or what's going on in your life.
- For instance, he knows what you're thinking . . . right now!
- He knows what you'll be doing 7 days, 3 hours, and 32 minutes from now.
- He knows what you'll be *feeling* 20 years from now on a Thursday morning.
- He knows you, and it's impossible for you to get away from him your whole life.
- He's *always* with you. So talk to him. He's Immanuel—"God with us!"

**Teacher 2:** Now, before we move on, let's see your king creations. *Have them hold them up, then continue on to the next part.*

### Part 3: Animal Pal Review and Game (time varies)

Share the **DAY 1 ANIMAL PAL POSTER** to summarize the teaching of the day. Pass out the **MAP AND STICKER SETS** (available to purchase from AnswersVBS.com), one set per person. Each day, the kids will add that day's animal pal. If you have a large group, don't put names on them—this makes it faster to pass them out on the following days. Another option is to review daily but to wait until the last day to pass out the map and sticker sets.

Show the **DAY 1 ANIMAL PAL POSTER**. Let's take a look at our animal pal poster to remember what we talked about today. Our animal pal is a cougar kitten. What's her name? *Take answers—Tiny.* What does her name have to do with Jesus' birth? *Take answers. Jesus came as a tiny baby.* What are some things you learned today about the wonder of Jesus' birth? *Take answers.* Why does Jesus' birth matter? *Take answers.* Discuss the following:

- It matters because thinking about the wonder of Jesus can strengthen our faith.
- It matters because Jesus *came*—Immanuel, God with us. That means if you are a child of God, you are never, ever, ever alone again. If you're lying in bed feeling

★ Gospel Opportunity: For believers, God is present to comfort us, teach us, help us. But if you are not part of God's family, you will not experience his presence in the same comforting way because you don't have a relationship with him.

- ☐ Day 1 Animal Pal Poster
- ☐ Wonder Junction Maps and Tiny stickers (1220780), 1 per person
- ☐ Option 1 Game: phone timer and (optional) small prizes
- ☐ Option 2 Game: *Yea and Neigh Cards* (1 paper-clipped set on card stock per person), *Baby King Letters* (2 sets), and small nontransparent bag





anxious, Jesus is with you. If you're having a bad day, Jesus is with you. And he cares. Talk to him!

- It also matters because we don't have to wait or search for someone or something that is the answer. *Jesus is the answer!* No other religion or person or system is the answer—only Jesus. People try to find happiness in any number of things—sports, hobbies, buying stuff—or in people. Although those things can be good, and God gives us all wonderful good things and people to enjoy, Jesus is the greatest treasure and the one we should live for.

Collect the maps and stickers. If there is time, play a review game. Two options are given below—one that takes just a minute or so, and one that takes a little longer. If playing Option 1, use the questions below. If playing Option 2, use the questions below, converting them to ye (yes) or neigh (no) answers, plus add additional questions you make up if needed.

### Option 1: Beat the Clock

**Directions:** Put 60 seconds on a phone timer. On "Go," ask a question and have everyone shout out an answer at the same time. As soon as you hear someone say the correct answer, acknowledge it and move to the next question. The goal is to get all ten questions answered correctly before the 60 seconds are up. Remind kids to be quiet when you read the next question or you will have to repeat it, which takes longer. You can play just for fun, or if they beat the clock, you can give everyone a small prize, such as a gold coin or a sticker (both available in the Resource Catalog) or small, individually wrapped candy. To save time, give the prizes to the guides, who can pass them out later.

### Questions

1. Who is the most important person ever born—past, present, and future? *Jesus*
2. What kind of animal is today's animal pal? *A cougar kitten*
3. Why is she named Tiny? *It reminds us that Jesus came as a tiny baby.*
4. Finish the next word of the memory verse: And the Word became \_\_\_\_\_. *Flesh*
5. A prediction that was given hundreds of years before it happened said Jesus would be born in the town of \_\_\_\_\_. *Bethlehem—the place of Jesus' birth is a wonder.*
6. Another prediction given hundreds of years earlier said kings would come and give Jesus \_\_\_\_\_. *Gifts—it's a wonder that kings bowed down to a baby.*
7. It's a wonder that the Creator became part of his \_\_\_\_\_. *Creation*
8. Name a wonder that happened to Mary before Jesus' birth. *An angel visited her with a special message.*
9. How many amazing gifts were given to Jesus after he was born? *Three. Gold (symbolizing Jesus as king), frankincense (symbolizing worshipping Jesus—frankincense was used in worship in the temple), and myrrh (symbolizing Jesus' death—myrrh was used in burials).*
10. True or false: It matters that Jesus came because we don't have to keep looking for answers. *True. Thinking about the wonders of Jesus can strengthen our faith.*

### Option 2: Wonder Word Game

**Prep:** Print on card stock, cut, and paper clip sets of the **YEA AND NEIGH CARDS**, 1 set per person. Print on card stock two sets (16 letters total) of the **BABY KING LETTERS**. Cut the letters apart and place all of them in one bag. Teams will all pull from the same bag. Convert the above questions to be answered with either a "Yea" or a "Neigh" (yes or no). Make up additional questions if you think you'll need more than ten.

**Directions:** Divide into two teams (girls vs. boys) and give each person a set of **YEA AND NEIGH CARDS**. Ask a question listed in the Option 1 game above. On the count of three, have everyone show their answer. If most get it right on a team (or all if your class is small), choose a representative to pull a **BABY KING LETTER** from the bag. The goal is to see which team spells "BABY KING" first. If they get a letter they don't need, they throw it back in the bag. Continue with other questions. If time runs out before a team has completely spelled out the phrase, whichever team has the most letters wins.

★ The front page of each day's student guide is a review of today's lesson. The back page matches this section in the teacher guide.

- ☐ Theme and Day 1 Memory Verse Posters
- ☐ Optional: Student Guides and supplies



You can play this game any day to review, just change the phrase and the letters that go in the bag (Day 2: Young King; Day 3: Adult King; Day 4: Risen King; Day 5: King of Kings).

## APPLY IT!

In the remaining class time, complete one or more of the following ideas. These are also on the back of the Junior Student Guide and can be done at home with a parent or caretaker if you are out of time. If you send them home, motivate the kids to do them because they are full of good stuff! (The Go and Do sections apply today's lesson to real life. It's important!) Have the group guides check with the kids tomorrow to see how they did on them, and consider giving contest bonus points to the groups for their hard work.

Supplies for this section are not included in the supply list on the back cover since they will vary depending on the activities you choose. So decide what you will do and add any items to your supply list accordingly.

### Part 1: Gold Mine Memory Time

**Today's Verse:** And the Word became flesh and dwelt among us, and we have seen his glory . . . full of grace and truth. John 1:14

Practice this verse a couple times using the **DAY 1 MEMORY VERSE POSTER** as a reference, then try the challenge.

**Challenge:** Move like a baby while saying the verse. First, roll over and over and over while saying it, then crawl around while saying it.

**Tomorrow's Verse:** And Jesus increased in wisdom and in stature and in favor with God and man. Luke 2:52

**Theme Verse:** From the rising of the sun to its setting, the name of the LORD is to be praised! Psalm 113:3

Say the new verse together several times and try the challenge again. Try the theme verse as well.

### Part 2: Go and Do

1. Take a walk and marvel at what Jesus, the Creator, has made. Check out all parts of his creation you see or hear or smell or touch.
2. Read Psalm 139:7-10. If you believe in Jesus, this is a comfort to know you are never alone. God is with you, as Jesus' title "Immanuel" means. Brainstorm a list of places Jesus is with you.
3. Ask an adult who has taken care of babies (maybe even you!) what they needed to do to care for the babies. Isn't it a wonder to think of the care Jesus would have needed as a baby, yet now he cares for you and the entire universe?
4. Check [AnswersVBS.com/wonderkids](http://AnswersVBS.com/wonderkids) for more fun information!

Ask yourself these questions: What amazes me about Jesus' birth? Why does his birth matter? Why is it important to think about the wonder of Jesus?

### Part 3: Marvel-ous Moment

End each day with this thought. It's an important moment, so be sure to allow time for it daily. Cut something else if need be.

Never stop marveling at the creation Jesus made. Here's an idea to get you started:

- When you're at the beach, think of this: Jesus knows how many grains of sand there are. And he knows where each crab is hiding under that sand. And he knows exactly how many grains of sand and how many crabs will be there in 8 years and 342 days from now.
- Now your turn! What can you think of? Keep marveling!





DAY 2

# THE WONDER OF HIS CHILDHOOD



## BIBLE PASSAGE

Jesus at the Temple  
Luke 2:39–52

## APOLOGETICS CONTENT

Is Jesus God or man—or both?

## MEMORY VERSE

And Jesus increased in wisdom and in stature  
and in favor with God and man. Luke 2:52

## NAME OF JESUS

Carpenter

## LESSON FOCUS

The young King's childhood was a wonder.  
What was he like as a child and teen?

## ANIMAL PAL

Junior the Wolf Pup

## Today's Lesson at a Glance

- Introduce It!  
Wonder Junction Schoolhouse
- Teach It!  
Part 1: Jesus at the Temple  
Part 2: Wonder Bingo  
Part 3: Animal Pal Review and Game  
Option 1: Beat the Clock  
Option 2: Head Bandanas
- Apply It!  
Part 1: Gold Mine Memory Time  
Part 2: Go and Do  
Part 3: Marvel-ous Moment

## Preparing for the Lesson

- Read Luke 2:39–52 several times.
- Read this lesson several times and prepare the materials.
- For more information on Jesus' childhood, see [AnswersVBS.com/wonderfaq](http://AnswersVBS.com/wonderfaq).
- Pray.



## DEVOTION 2: FOLLOW JESUS

*For to this you have been called, because Christ also suffered for you, leaving you an example, so that you might follow in his steps. 1 Peter 2:21*

Imagine being a young boy and having a friend whose dad was a carpenter. He helped his dad around his shop and invited you in for a meal after a day of tending your sheep. Indeed, your father had encouraged you to befriend the carpenter's son. Apparently, your dad had been there the night of his birth and had experienced something indescribable.

In your teen years, your eyes couldn't help but roll every time your dad asked you to gather the sheep *again*. But your friend always obeyed his parents right away—all the way—cheerfully without complaining. While you got hangry, he never did. He also calmed you down when you were "righteously angry" at the latest injustices experienced by your people.

This young man seemed to make friends with the animals he fitted for yokes. And his tears flowed when his beloved pet donkey died. He enjoyed a good joke—but never at someone's expense. He seemed to know things that no one else knew. Everyone gravitated toward the serious young man who taught even the teachers.

After you married and began having kids, he celebrated birthdays and anniversaries with you, bringing children presents that he had made in his wood shop. Strangely enough, his own birthday never seemed important to him—he always seemed older than he was anyway.

Later, you watched as a crowd gathered around to listen to your friend teach. His teachings were astounding—to turn the other cheek when the Roman oppressors struck? To give them all you had when they asked? To love them after years of ingrained hatred? Perfection was the standard set by God in order to gain heaven? The kingdom of God was near?

And then you both attended the wedding of a mutual friend, and somehow, he changed the water you'd just sipped into the best wine you'd ever tasted. Surely, no ordinary man could do that!

Could this man, your lifelong friend, really be the one? The Messiah who had been promised for hundreds of years? Has your Deliverer come? . . . Yes, the Deliverer has come!

As you study the passages about Jesus' childhood, scant though they are, meditate on the differences between the children you know and the child he was. Think about what other religions teach and claim. *Superior* doesn't even begin to describe Jesus compared to everyone else. And yet, this Creator-Redeemer has called us to learn from him, to imitate him, and to follow him.

As you share with the children today, try to convey the sense of wonder and awe that he inspires in what he teaches and does, encouraging them to follow after this God-Man, Jesus Christ.

May we pray as the Puritans prayed:

I bless thee that thou hast made me capable of  
knowing thee, the author of all being,  
Of resembling thee, the perfection of all excellency,  
Of enjoying thee, the source of all happiness.  
Let my religion be more obvious to my conscience,  
more perceptible to those around.

While Jesus is representing me in heaven, may I  
reflect him on earth,  
While he pleads my cause, may I show forth  
his praise.

Continue the gentleness of thy goodness  
towards me,

And whether I wake or sleep, let thy presence go with  
me, thy blessing attend me.

Thou hast led me on and I have found thy  
promises true.

Thy vows are ever upon me, and I praise thee, O God.

—Arthur Bennett, *The Valley of Vision*  
(The Banner of Truth Trust, 2005), 11.



# INTRODUCE IT!

Today's lesson is packed, so keep it moving. Allow 15–20 minutes for Wonder Bingo.

As we explore this topic, we have looked only to the Bible for our source material. Check out the FAQ page for more info.

## Wonder Junction Schoolhouse (5 minutes or less)

**Prep:** Bookmark the Bible passages that will be used today. Print and cut out the **DAY 2 NUGGET OF TRUTH**. Hide it somewhere so it is just a little visible to everyone.

**Teacher 1:** Howdy again, partners! Glad to see ya back at Wonder Junction. Yesterday, we talked about the Creator coming to his creation as a baby. It's a mind-blowing thought to think of God as a baby that cries and needs to be fed and changed and burped. Wow!

**Teacher 2:** Today, we're going to talk about Jesus being a kid like you. At one point, he was even the same age you are right now. So he was like you—but also not like you!

**Teacher 1:** Kids are kids, all down through history. In fact, kids in the Old West were very much like you in some ways. For instance, what grade are you in school? *Take quick responses.* Well, many kids in the Old West went to school, too. Their school was often in a one-room schoolhouse like this one that sits right down on Main Street. *Show the WONDER JUNCTION POSTER and point out the schoolhouse.* The school is run by Miss Winnie Griggs, Wonder Junction's schoolteacher, who came out on the train with her trunk full of books and even a globe.

**Teacher 2:** But kids' lives were most likely different in some ways, too. For instance . . .

- *Show the KIDS OF THE OLD WEST POSTER.* Kids in the Old West had to do lots and lots of work, even from the time they were little toddlers. Jobs they had to do as they grew might include gathering water, mending tools, feeding and taking care of animals, making soap and candles, sewing, washing clothes, and splitting firewood. If they lived in a town like Wonder Junction, they might also have to work at stores or mills or mines. Do you think you would have liked to do any of those?
- They had to get up early, even before sunrise, to get it all done. How does that sound to you?
- That didn't leave a lot of time for playing. Hmm, not much playing. Do you like that idea?

**Teacher 1:** All through history, kids' lives have been alike in many ways but different in some. There's one child whose life was unique. He was still a kid, like you, but he was also *God!* That made for a childhood like no other.

**Teacher 2:** Let's find our nugget of truth to hear about this most amazing child ever, Jesus. Does anybody see it? *Have someone bring it to you or have them point it out. Read it with wonder: "The Creator of kids was a kid himself at one point. He understands you!"*

- ☐ Wonder Junction Poster
- ☐ Kids of the Old West Poster
- ☐ Day 2 Nugget of Truth and 1 sheet of bright yellow card stock
- ☐ Bible
- ☐ Old West costumes for teachers
- ☐ Mounting putty or tape



# TEACH IT!

## Part 1: Jesus at the Temple (10 minutes)

**Prep:** Print the **ISRAEL MAPS**, 1 per person, and put each one on a hard surface, such as a clipboard. Cut the **JESUS AT THE TEMPLE POSTERS** apart. To save time, you may want to put the supplies under their chairs before lesson time starts. If you are having multiple rotations, put that number of maps on a clipboard. For instance, for three rotations, the children in the first rotation will use just the top map, second rotation the next one, and third rotation the bottom one. Before kids leave, have them put everything back under their chairs except the map they used. Everyone needs a highlighter, but you can also give a thin marker for drawing, or they can just use the highlighter for highlighting and drawing. Test the marker and highlighter to make sure it doesn't soak through to the other maps beneath it.

Pass out the supplies and begin.

- ☐ Map Poster
- ☐ Jesus at the Temple Posters
- ☐ Israel Maps, 1 per person, on clipboards
- ☐ Highlighters, 1 per person
- ☐ Optional: thin markers or colored pencils for each person



★ The word for *carpenter* (*tekton* in Hebrew) refers to a craftsman, so Jesus may have worked with wood, metal, and/or stone.



★ You may want to find and print pictures of the people mentioned here, or show slides of them.

**Teacher 1:** Let's start with the town where Jesus was born, which we talked about yesterday. Who sees the name of his birthplace? *Bethlehem*. Point it out on the **MAP POSTER**. Let's highlight the word *Bethlehem* and draw a tiny star there while we continue talking.

**Teacher 2:** In the Bible, the book of Matthew says that after Jesus was born, an angel warned Joseph to move to the country of Egypt. They had to get away from King Herod, who wanted to kill Jesus. Now, isn't that crazy that a king wanted to kill a little baby? Because of this, Jesus' family moved to Egypt for a while. Have any of you ever lived in another country? Take quick responses. His family didn't go because they *wanted* to but because Jesus was in *danger*. He was displaced from his home and was like a refugee while living in Egypt. Can you imagine that? Let's highlight the word *Egypt* and draw a pyramid. Point it out on the **MAP POSTER** and draw a pyramid while Teacher 1 continues.

**Teacher 1:** After Herod died, Jesus' family moved back to their home country of Israel in a town called Nazareth. Let's highlight the word *Nazareth* and draw a little hammer. Do so. Have any of you ever moved from place to place? Take quick responses. Well, it was here in Nazareth that Jesus grew up. His dad was a carpenter, and he would have learned some carpentry skills from his dad. Have any of you ever tried to make anything out of wood? Take quick responses. It's pretty cool!

**Teacher 2:** Jesus would have been a typical boy in many ways, as we'll talk about more in a bit. The Bible tells us he grew and became strong and full of wisdom. Read *Luke 2:40*.

**Teacher 1:** He, of course, talked throughout his whole childhood, but the Bible records just one sentence from all his growing up years. In fact, it records just one thing he said from the time he was born until he was about 30 years old! This important incident happened when he was 12. How many of you are 12? Show of hands.

**Teacher 2:** We're going to read what happened. You listen and highlight and draw things on your map as we direct you. Do so while Teacher 1 continues.

**Teacher 1:** Read *Luke 2:41–42*. Have them highlight the word *Jerusalem*. Jesus' parents were devoted Jewish people (also known as Israelites). The Bible tells us they observed the religious festivals, such as the Feast of Passover. This was a time to remember how God had "passed over" the Israelites' houses to keep them safe when he brought them out of Egypt. The firstborn of the Egyptians were destroyed, but the Israelites, who had lambs' blood around their doors, were passed over and lived.

**Teacher 2:** Show the **JESUS AT THE TEMPLE POSTER 1**. The Feast of Passover was happening in the city of Jerusalem. Joseph, Mary, and Jesus traveled from their home of Nazareth to the temple, which was the center of the Israelites' faith. This was about 80 miles—a big deal back then. You can make a dotted line with tiny people showing their journey from Nazareth to Jerusalem. Do so, pointing it out on the **MAP POSTER**, while Teacher 1 continues.

**Teacher 1:** Read *Luke 2:43–45*. Have you ever gotten lost or separated from your parents? Take quick responses, and tell a quick personal story if you have one. It's so scary! Well, Jesus' parents couldn't find Jesus for *three days*! Can you imagine how panicked they must have felt? Imagine if you or your brother or sister got lost for *three days*!

**Teacher 2:** They found Jesus in the temple. Read *Luke 2:46–47*. Show the **JESUS AT THE TEMPLE POSTER 2** and have them draw a little temple. And what was he doing there? He was asking the religious teachers questions (he loved to learn!), and he was teaching them things too. A 12-year-old boy was blowing them away with the deep questions he was asking and the wise answers he was giving!

**Teacher 1:** There have been and still are geniuses on earth, like Mozart, for example. He's one of the most famous composers ever, but was also a child genius. He was playing music by age 3, composing it by age 5, and touring around playing by age 7. Or how about Akrit Jaswal, a child prodigy from India? He performed his first successful medical surgery when he was just 7 years old! Or Gregory Smith, who was speaking by 7 months old and solving math problems at just over a year old! He graduated from



high school when he was 10 and was nominated to win the Nobel Peace Prize when he was 12.

**Teacher 2:** As remarkable as those kids are, no child has ever been like Jesus. Jesus is the only one who was fully human and also fully God. He wasn't part human and part God. He was all human and all God at the same time. That's kind of impossible to wrap our heads around completely. It's such a wonder!

**Teacher 1:** But back to the account. Jesus had been in the temple for three days with the religious leaders when his parents found him after their frantic search. Here's what they said. [Read Luke 2:48](#). Notice that it says they were astonished. The word *astonished* is often used when describing interactions with Jesus.

**Teacher 2:** Jesus replied: [Read Luke 2:49–50](#). Jesus shows here he already knew his mission in life, even at age 12. He had to be about God's business. But his parents didn't understand what he was saying.

**Teacher 1:** Then: [Read Luke 2:51](#). Submissive means Jesus obeyed his parents and their authority. If we're Christians, we want to obey Jesus because he shows us that he himself obeyed. Even though we can't do it perfectly, it should be our heart's desire. But Jesus always obeyed God's commands perfectly, which is a wonder!

**Teacher 2:** And it ends with this, our memory verse: [Read Luke 2:52](#) and have them say it with you. It's a wonder-filled thought to think of Jesus growing.

**Teacher 1:** Let's talk more about him growing in wisdom and stature and favor with God and man as we play Wonder Bingo.

## Part 2: Wonder Bingo (15–20 minutes)

**Prep:** Print and cut apart the **WONDER BINGO CALL CARDS** and put them in a bucket or cowboy hat. Print a variety of the **WONDER BINGO CARDS**, one for each person. Gather approximately 25 small items per person to mark the cards (e.g., bingo chips, food items like Honeycomb cereal that looks like wagon wheels, or small pieces of paper). Optional: put the bingo cards on clipboards or a hard surface. If using food, make sure there are no allergies to it. If giving prizes to winners, possibilities include stickers or small, individually wrapped candies, like Rolos (gold nuggets). Again, make sure there are no allergies.

**Directions:** One at a time, draw the **WONDER BINGO CALL CARDS** from a bucket or hat and have the students cover that space on their bingo card. Read the comments below for each call card, then continue with another draw. The first person to get five across, down, or diagonally wins. Continue on, playing other rounds, but don't repeat any of the call cards until all have been drawn and discussed. If you make it through all 25 and still have time, start rapid-fire rounds with just the words and no explanations.

1. **Jesus grew**—The Bible says Jesus grew. He didn't start out in a full-sized, grown-up body. And he wasn't an adult in a kid's body. He had to grow. That's an amazing thought right there to think of *God* growing up! He went through all the stages of life—baby, toddler, child, teen, and adult—like you're doing.
2. **Grew (increased) in wisdom**—That means Jesus grew spiritually and mentally in knowing how to live a godly life among other people. Just like you, he didn't know how to read, add and subtract, and care for a home from the time he was a toddler. He didn't know how to act in public places and respond to challenging situations. He didn't know the Bible and practical life skills right off the bat. Think about something you've learned lately. Well, while Jesus was on earth, he had to learn things too.
3. **Grew (increased) in stature**—That means Jesus grew physically. He got taller, bigger, and stronger. He didn't have superhuman strength just because he was God, because at this time he was also fully human, so he suspended his powers for this period of time and had to grow in stature and strength.
4. **Grew (increased) in favor**—Jesus grew in favor with God and with man. This means as he got older, his good reputation also grew.

- ❑ **Wonder Bingo Call Cards** and a galvanized bucket or cowboy hat to draw from
- ❑ **Wonder Bingo Cards**, 1 per person (different cards), and 25 small items for bingo markers
- ❑ Optional: clipboard or other hard surface, 1 per person
- ❑ Optional: small prizes for bingo winners

★ You can skip the Wonder Bingo Call Cards and just read the clues and comments in the order given here. Try to get through each one at least once.

5. **Wasn't rich**—Jesus' parents, Joseph and Mary, weren't rich (Luke 2:22–24; Leviticus 12:8), so Jesus didn't grow up in a wealthy home. In fact, his home was probably somewhat poor.
6. **Birthdays**—Jesus would have had birthdays just like you. I wonder if they celebrated it. The Bible doesn't tell us. But his birthdays didn't reveal his true age because he had lived *forever* in eternity past. Endless candles needed! Nowadays, we celebrate his birthday on December 25. We don't know if that's the day he was born, but it's the day the world celebrates him.
7. **Siblings**—Jesus had half brothers and sisters. Four brothers and at least two sisters are mentioned in the Bible. How many brothers and sisters do you have? *Pause*. Because Jesus was perfect, he would never have treated his siblings badly. Can you imagine being in a house where one of your siblings never, ever said an unkind word or acted poorly toward you? That's amazing, but do you think his brothers and sisters ever treated *him* badly?
8. **Oldest**—He was the oldest child in his family. Are any of you the oldest in your family? *Pause*.
9. **His looks**—The Bible doesn't tell us what he looked like, except that Isaiah 53:2 says he didn't have any special form or majesty, and that there was no special beauty about him. He probably just looked like an average, ordinary Joe—not someone who would stand out in a crowd. Of course, in heaven, he will be the most stunning ever, but on earth he was just normal.
10. **Parents' faith**—He grew up in a home with parents who had a strong faith. They would have taught him about God and the Scriptures. Jesus had to grow in knowledge. He didn't know everything during his years on earth because he voluntarily gave up knowing everything at that time. He knew everything *before* he came to earth, and he knows everything again now that he is *back in heaven*, but during those years, he did have to learn things. Sometimes, God the Father revealed special things to him, so he knew more than others, but he didn't know it all during those earthly years.
11. **Joseph**—Jesus' ultimate Father was God, but his earthly father was a man named Joseph. Joseph was a good man according to Scripture, and he would have taught Jesus about God and life. Joseph isn't mentioned once Jesus is an adult, so he may have died during Jesus' childhood or young adult years. That would be hard, wouldn't it?
12. **Carpenter**—Jesus is referred to as the carpenter's son, so that confirms that Joseph was a carpenter or craftsman. Jesus is also referred to in the Bible as "carpenter" in Mark 6:3. What kinds of things might he have learned from his dad?
13. **Nazareth**—As mentioned earlier, Jesus grew up in Nazareth. It was a humble little town—not a big city and not a lot of people. Everyone probably knew each other in Nazareth because of its size. Do you live in a tiny town or a big city?
14. **The name Jesus**—This name means "He saves" or "The Lord is salvation." And that's true! Jesus did come to save us, and he knew that was his mission even as a child. When he told his mom he had to be about God's business, that shows Jesus already knew his purpose on earth.
15. **Emotions**—Jesus had emotions like we do, such as pain, sadness (it is recorded that he wept with sadness), laughter, and joy. He was different from us, though, because he never had sinful emotions. He never got anxious or unjustly angry. He never would have felt guilty or ashamed because he never did anything wrong. He never would have been envious, bitter, or depressed. Can you imagine never having one unkind thought your whole life or never getting mad for a selfish reason?
16. **Hungry**—Jesus got hungry just like we do, and he needed to eat, but he wouldn't have gotten "hangry," meaning hungry and angry. He wouldn't have complained about his food or had an unhealthy preoccupation with it, but he would have eaten. What do you think he might have eaten? I'm guessing fish, for one! What might he not have eaten? (Oreos! They weren't invented at that time.)



17. **Sleep**—Jesus needed to sleep just like we do. The Bible records numerous times when he was tired (even exhausted) or sleeping. What makes you really tired? In heaven, he now neither slumbers nor sleeps, but keeps constant watch over us.
18. **Listened and learned**—Seeing how he answered the religious men at the temple, we know Jesus listened to his teachers and parents through his growing-up years and learned a lot. He applied himself to learning, which is what we should do as well.
19. **Obeded**—Because Jesus was perfect (sinless), he perfectly obeyed. We see him obeying his parents at the end of this account ([Luke 2:51](#)). He would have always obeyed God's commands—a mind-blowing thought. We can't perfectly obey, but we should pray and ask God to give us humble hearts that *want* to obey.
20. **Luke 2:51 (read it)**—Some say this is one of the verses to marvel at most in all of Scripture. Jesus would never have done one rebellious thing ever! Not one roll of the eyes or one time of complaining or talking back. How different from us. We don't even make it through one day without doing something sinful, do we?
21. **King of the world**—Jesus is the King of the world—the one who made it all—including making his parents—and yet, even as King, he obeyed his imperfect, ordinary, average parents.
22. **Jesus at 12**—Religious men marveled at Jesus even at 12 years of age!
23. **Jesus at 13**—The Bible doesn't talk about what happened to Jesus when he was 13, but nowadays, Hebrew boys go through a ceremony called a bar-mitzvah, which symbolizes them passing into adulthood. Jesus may very well have gone through something similar. How would you feel about being considered an adult at age 13?
24. **Passover lamb**—Jesus and his parents went to the Feast of Passover at the temple each year. At that feast, the Passover lamb would be killed and sacrificed. This symbolized the shedding of the lamb's blood that happened years before to save the Israelites from God's judgment that was set because of a wicked pharaoh. Jesus would have been aware of the Passover lambs and what they stood for. Did he realize during his visit that he himself would one day be called the Lamb of God who would shed his blood to take away the sin of the world? He was going to live out this very festival he participated in!

**Teacher 1:** So as you see, the young King Jesus' childhood was a wonder!

### Part 3: Animal Pal Review and Game (time varies)

Share the [DAY 2 ANIMAL PAL POSTER](#) to summarize the teaching of the day. Pass out the Wonder Junction Maps and Junior stickers to each person and have them stick on today's animal as you discuss the animal pal.

What kind of animal is our animal pal today? **Wolf pup.** And what's our wolf pup's name? **Junior.** Why do you think our wolf pup is named Junior? **Junior is a nickname kids sometimes have. Junior is not an adult yet. In today's Bible account, Jesus wasn't an adult yet. Notice Junior's dad in the picture. What does it look like they're doing together? Howling. Wolf fathers teach their young pups lots of things, just as Jesus' earthly father would have taught him many things, including teaching him about God and carpentry. What's something you learned about Jesus as a child today? Take responses. What is most amazing to you about Jesus being both God and man? Take responses.**

Why does it matter that Jesus was a child? **Take answers. Mention the following if they don't.**

- It matters because Jesus was tempted just like you are. The difference is he never gave in to temptation, like you (and all of us) do. You can trust him with your life because he's perfect.
- It matters because Jesus experienced both joy and sadness, happiness and pain, like you do. He gets you! He understands you and cares about you! In fact, he loves you outrageously!
- It matters because Jesus obeyed not just outwardly, but inwardly. He freely chose to obey without being forced to. He did it out of love. What an example for us! Think on this: Do I obey? When I do, am I doing it from the heart or just outwardly?

★ Gospel Opportunity

- ☐ Day 2 Animal Pal Poster
- ☐ Wonder Junction Maps and Junior stickers, 1 per person
- ☐ Option 1 Game: phone timer and (optional) small prizes
- ☐ Option 2 Game: [Head Bandana Cards](#), 1 set per team, a phone timer, and (optional) one bandana per person



Collect the maps. If you have time, play a review game. Two options are given below—one that takes just a minute or so, and one that takes a little longer.

### Option 1: Beat the Clock

See the directions on Day 1.

### Sample Questions

1. What kind of animal is today's animal pal? A wolf pup
2. Why is he named Junior? Junior reminds us that Jesus was a child at one point—he didn't come as a full-grown adult.
3. Finish the memory verse: And Jesus increased in wisdom and in stature and in favor with \_\_\_\_\_. God and man
4. What were Jesus' parents like? Godly, faith-filled, went to the festivals, etc.
5. Was Jesus rich or poor in material things? Poor
6. Did Jesus have siblings? Yes—half siblings
7. How old was Jesus when he went to the temple in the account we talked about today? 12
8. Jesus was fully God and also fully \_\_\_\_\_. Man
9. Did Jesus understand his mission, even at age 12? Yes
10. Why does it matter that Jesus was a child? He understands you as a child. He cares.

### Option 2: Head Bandanas

**Prep:** Print on card stock and cut apart at least two sets of **HEAD BANDANA CARDS**. Optional: gather a bandana for each child.

**Directions:** This game is played kind of like HeadBandz. Divide into two or more teams. Each team needs a set of **HEAD BANDANA CARDS**. Optional: Have each child fold their bandana like a headband and tie it around their forehead. Or they will hold the card to their forehead. Explain that all the answers have something to do with Jesus' childhood. Put three minutes on the phone timer.

When play starts, the first person sticks a card (without looking at it) in the top of his bandana or holds it to his forehead while the rest of the team gives clues as to what it is. No part of the word or phrase can be used as a clue. Once the person guesses the correct word on his card, he passes the whole stack of cards (face down) to the next player, who does the same thing. If a player is having trouble guessing, he can swap the card with another one or pass. The winning team is the one who gets the most correct cards in the allotted time.

## APPLY IT!

- ☐ Day 2 Memory Verse Poster
- ☐ Optional: Student Guides and supplies

In the remaining class time, complete one or more of the following ideas. These are also on the back of the Junior Student Guide and can be done at home with a parent or caretaker if you are out of time. If you send them home, motivate the kids to do them because they are full of good stuff! Have the group guides check with the kids tomorrow to see how they did on them and consider giving contest bonus points to the groups for their hard work.

Supplies for this section are not included in the supply list on the back cover since they will vary depending on the activities you choose. So decide what you will do and add any items to your supply list accordingly.

### Part 1: Gold Mine Memory Time

**Today's Verse:** And Jesus increased in wisdom and in stature and in favor with God and man. Luke 2:52

Practice this verse a couple times using the **DAY 2 MEMORY VERSE POSTER** as a reference, then try the following challenge.





**Challenge:** Play the Popcorn Game. Squat and say the first word of the verse. Pop up ("grow") as you say the next word. Continue squatting and growing through the whole verse. Get taller each time you "grow" up.

**Tomorrow's Verse:** Now there are also many other things that Jesus did. Were every one of them to be written, I suppose that the world itself could not contain the books that would be written. John 21:25

Try the challenge again, this time with tomorrow's verse.

## Part 2: Go and Do

1. Jesus was taught the Scriptures when he was young like you. Jesus wants you to learn his Word. What questions do you have about God? What book contains the answers? Make a plan to get to know the Bible better.
2. Read Romans 12:9-21. Make a list of some temptations to sin that you face. For example: Are you tempted to lie? To complain about chores? To say unkind words about someone? To not obey your parents? To put yourself first? To waste time? Now think about temptations Jesus may have faced and marvel that he never sinned. His perfect life is a wonder!
3. Talk to God (pray) and thank him for sending his Son, Jesus, from heaven to earth as a person, yet still God. Thank him for loving you that much. Thank him for understanding what you go through because he went through it too.
4. Check [AnswersVBS.com/wonderkids](http://AnswersVBS.com/wonderkids) for more fun information!

Ask yourself these questions: What amazes me about Jesus as a child? Why does Jesus' childhood matter?

## Part 3: Marvel-ous Moment

Remember to allow time to end on this important thought.

Never stop marveling that Jesus, even though he was God, was also a child at one point. Here's an idea to get you started:

- Kids have belly buttons, right? But do you think Jesus had a belly button? Yes! He grew as a baby inside Mary and would have needed a belly button to be attached to his umbilical cord. Adam, the first man whom God formed from the dust, wouldn't have had a belly button, though!
- Now it's your turn! What's another marvel you can think of about Jesus as a child?



DAY 3

# THE WONDER OF HIS MINISTRY YEARS



## BIBLE PASSAGES

Jesus Does Wondrous Things  
Selections from the book of Mark

## APOLOGETICS CONTENT

Has anyone else had the power to raise himself  
from the dead?

## MEMORY VERSE

Now there are also many other things that  
Jesus did. Were every one of them to be  
written, I suppose that the world itself could  
not contain the books that would be written.  
John 21:25

## NAME OF JESUS

Almighty

## LESSON FOCUS

The adult King's ministry years were a  
wonder. What astonishing things occurred?

## ANIMAL PAL

Mighty the Bison

## Today's Lesson at a Glance

- Introduce It!  
Wonder Junction General Store
- Teach It!  
Part 1: Wonder-Working Power  
Part 2: Jesus' Ministry Years  
Part 3: Animal Pal Review and Game  
Option 1: Beat the Clock  
Option 2: Cowboy Tic-Tac-Toe
- Apply It!  
Part 1: Gold Mine Memory Time  
Part 2: Go and Do  
Part 3: Marvel-ous Moment

## Preparing for the Lesson

- Read all or part of Mark 1-6.
- Read this lesson several times and prepare the materials.
- For more information on Jesus' wondrous ministry years, check [AnswersVBS.com/wonderfaq](http://AnswersVBS.com/wonderfaq).
- Pray.





## DEVOTION 3: WORSHIP JESUS

*In the beginning was the Word, and the Word was with God, and the Word was God. John 1:1*

Imagine meeting a man who claimed to be God. What would you think? Crazy nut?

Now imagine this man claimed to be the fulfillment of statements written hundreds of years before. Sure, sure, weirdo.

Now imagine if the little boy down the street, who had died, was running around again. The man who claimed to be God had raised him from the dead. It was no trick—you had seen the boy after he died, and he was now playing with your kids.

Makes you think, doesn't it? Could this man really be who he claimed to be? This is our Savior.

Even though today, we would (and should) scoff at someone staking a claim to deity, Jesus Christ was the real deal. He was the Creator incarnate, the God-man, the one who came to save his people from their sins, fulfilling the promises God had made since the beginning of time.

As you study your Bible this week, put aside the genteel storybook notions that cloud the truth about the Messiah. And read the gospel accounts as if for the first time. Marvel at the astounding claims Jesus made like, "before Abraham was, I AM"; the awesome demonstrations of his power over nature, sin, and death; the amazing fact that

he rose from the dead; and the astonishing change in the lives of those he touched.

Of all the people who have ever lived, ever led a religion, ever claimed to be a deity, only Jesus has the credentials to deserve our worship and following. And the only way we can know the truth about him is through his inspired Word, the Bible.

As you prepare to meet Jesus with your students today, let's meditate on this Puritan prayer about the Rock of Ages.

Thou Great I AM,  
Fill my mind with elevation and grandeur at the  
thought of a Being  
With whom one day is as a thousand years, and a  
thousand years as one day.  
A mighty God who, amidst the lapse of the worlds,  
and the revolutions of empires,  
Feels no variableness but is glorious in immortality.  
May I rejoice that, while men die, the Lord lives;  
That, while all creatures are broken reeds, empty  
cisterns, fading flowers, withering grass,  
He is the Rock of Ages, the fountain of Living Waters.

—Arthur Bennett, *The Valley of Vision*  
(The Banner of Truth Trust, 2005), 104.

# INTRODUCE IT!

## Wonder Junction General Store (5 minutes)

- ☐ Wonder Junction Poster
- ☐ Day 3 Nugget of Truth and 1 sheet of bright yellow card stock
- ☐ Bible
- ☐ Old West costumes for teachers
- ☐ Mounting putty or tape

**Prep:** Bookmark all Bible passages used in today's lesson. Print and cut out the **DAY 3 NUGGET OF TRUTH**. Hide it somewhere so it is just a little visible to everyone.

**Teacher 1:** Welcome back, y'all. I've got a question for you. What do you want to be when you grow up? Take a few answers or have them tell their neighbor.

**Teacher 2:** Now, here's another question. If you lived in the Old West, what do you think you would have wanted to be when you were a grown-up? I'll give you some choices and you move to the location that fits your answer as I point to it (or just have them point if you don't have room to move). The choices are (point as you say them—one in each corner of the room, and one in the middle—say them twice): Cowboy or cowgirl, Pony Express rider, general store owner, rancher, or gold miner. Okay, move to the location. Do so, then have them return to their seats.

**Teacher 1:** Well, the owner of the general store is the one who has everything under the sun that you may need. Show the **WONDER JUNCTION POSTER** and point to the general store. Wonder Junction's general store owner is Mr. Percy Jones. He's got a heart of gold and always wants to help folks out. If yer sick, he has medicine. If you need food, he has flour, sugar, and other important food items. If you need clothing, he has fabric and sewing supplies. If you need to build something, he has building materials. But as helpful as that can be, it's nothin' compared to all the ways Jesus cared for people while he was on earth. Whatever your need, he could supply it! Let's find our nugget of truth to learn a wonder-filled thought about Jesus. Then we'll hear about Jesus' amazing power when he began his grown-up ministry years around the age of 30. Read the nugget of truth. "If you put all the rulers and kings of the world together from all time, Jesus has more power than all of them combined."

# TEACH IT!

## Part 1: Wonder-Working Power (15–20 minutes)

- ☐ Wonder-Working Power Poster
- ☐ 4 sheets of copy paper and tape
- ☐ Towels, 1 or 1 per person
- ☐ Optional: damp paper towels, 1 or 1 per person
- ☐ 2 flashlights
- ☐ Pan and spoon
- ☐ Spray bottle with water

**Prep:** Cover each section of the **WONDER-WORKING POWER POSTER** with the copy paper. Get the other supplies ready, including dampening a paper towel for either one person or every person (optional).

**Directions:** Four accounts follow, reflecting four categories of Jesus' power that demonstrate he is God. You may want to have just one person do some of them up front or have all do one or more of them. The second and third accounts work particularly well with everyone.

**Teacher 2:** When Jesus was about 30 years old, he chose some men to be his students. He taught them amazing truths, and they were filled with wonder at who Jesus was.

**Teacher 1:** One of those incredible truths is that Jesus said he is God. Listen to this amazing statement. Read **John 8:58–59**. Jesus is saying that he is the "great I AM," which is a title God has used for himself. So Jesus is claiming to be God!

**Teacher 2:** Now, if you or I claimed to be God, people would think we were crazy, right? But Jesus *showed* he is God by doing miracles that only God can do. Let's take a look at a few of those miracles that show Jesus is who he claimed to be—God the Son.

1. **Wonder-Working Power 1—Power over Sickness and Disease (Mark 1:29–31):** Give one child or each child a towel to lie on and (optional) a damp paper towel "cloth." (One test church with a large group of kids did this as a demo with one child up front.) Without talking, have them lie down as if they're sick. Ask if they've ever had a fever. Discuss what it would be like if their moms came along and said, "Fever, go away right now!" Would it go away? Then have them quietly listen and imagine they are there as you read or paraphrase Mark 1:29–31. Uncover the **WONDER-WORKING POWER POSTER: SICKNESS** and have them get up and start silently serving you at the appropriate time. Have them sit down, then discuss how amazing this truly





is. Jesus has power to heal sickness and disease, which is a wonder! Nobody else has power over sickness and disease! Only Jesus—he is God the Son!

2. **Wonder-Working Power 2—Power over Nature (Mark 4:35–39):** The test churches had everyone do the following together. Have the kids sit together as if in a boat. Turn the lights off, flash the flashlights on and off for lightning, bang a pan for thunder, lightly spray mist for waves crashing, and have kids gently blow to simulate the wind blowing. Have them stop, then tell the Bible account while they quietly listen. Uncover the **WONDER-WORKING POWER POSTER: NATURE**. Discuss how amazing this truly is if you stop and think about it. Jesus has power over nature, which is a wonder! Nobody else has power over nature. Only Jesus—he is God the Son!
3. **Wonder-Working Power 3—Power over Sin (Mark 2:1–12):** Have the kids use their towels again. Discuss what it means to be paralyzed and have them lie down, trying not to move or talk. Tell the Bible account, uncovering the **WONDER-WORKING POWER POSTER: SIN**, and have them pick up their “mats” and walk at the appropriate time. Discuss how amazing this is that Jesus forgave the man of his sins (disobeying God’s commands). What a wonder to be able to forgive sins! Nobody else has power to do that. Only Jesus—he is God the Son!
4. **Wonder-Working Power 4—Power over Death (Mark 5:21–24, 35–42):** Using one towel, have a teacher/adult lie down and be still, as if she had died. You can make this a fun challenge by seeing just how still she can be! Have everyone else gather around and silently act as if they’re sad. Tell the Bible account, uncovering the **WONDER-WORKING POWER POSTER: DEATH**, having the teacher/adult rise at the appropriate time. Discuss how amazing this is that Jesus has power over death, which is a wonder! Nobody else has power over death. Only Jesus—he is God the Son! He even had the power to bring himself back to life, as we will hear more about tomorrow.

**Teacher 1:** As you can see, Jesus’ power is different than anyone else’s power in all of history. Is there any king who has ever lived who is as powerful as Jesus? Is there any military ruler ever as powerful as Jesus? Is there any religious leader ever as powerful as Jesus?

**Teacher 2:** Think about this: leaders of other religions have lived, died . . . *and stayed dead*. People like Muhammad (who started Islam), Joseph Smith (who started Mormonism), and Buddha (who started Buddhism), are all dead in their graves right now. They couldn’t bring themselves back to life. Jesus is the only one who has power over death! He is truly God Almighty and the only one worthy to trust and follow.

## Part 2: Jesus’ Ministry Years (5 minutes)

**Teacher 1:** Let’s talk a little more about Jesus during his grown-up ministry years. We’ll ask a true or false question. You choose an answer and do the motion that goes with it while staying seated. **Demonstrate motions.** If the answer is true, act like you’re swinging a lasso. If it’s false, pretend you’re riding a horse.

1. **Question:** Jesus got married when he was 28.  
**Answer:** False. Jesus never got married. According to the Bible, God created marriage between one man and one woman in the beginning. Marriage between a man and woman is blessed by God. And, also according to the Bible, it’s okay to stay single and not get married. Jesus stayed single and never married.
2. **Question:** Jesus did not have a home of his own during his ministry years.  
**Answer:** True. (Matthew 8:20)
3. **Question:** Most of the religious leaders respected Jesus.  
**Answer:** False. The Bible records a couple who did, but most did not. (Matthew 26:57–68; Mark 15:3)
4. **Question:** The Bible tells us a lot about Jesus when he was a teenager.  
**Answer:** False.

For the next questions, if the answer is true, put on your cowboy hat. If it’s false, put on your cowboy boots. **Demonstrate motions.**

★ Practice a signal for when they should instantly get quiet.

★ If you have the capability, add an audio sound effect for thunder.

★ One test church with a large group of kids in pews had everyone do this but without towels. The kids just got completely still where they were sitting.

★ Gospel Opportunity: We all need forgiveness because we are all sinners. Sin separates us from God.

★ Find pictures of famous kings, world leaders, and religious leaders such as Muhammad, Joseph Smith, and Buddha.

5. **Question:** Jesus had a lighter shade of skin.

**Answer:** Probably false. He most likely had a medium-brown shade of skin because he was Jewish and of Middle Eastern descent. But we can't know for sure. (So don't count this one.)

6. **Question:** Because Jesus is God, he never got tired.

**Answer:** False. The Bible often records that he was tired. In his humanity, Jesus needed rest. (John 4:1-6)

7. **Question:** Jesus came into existence when he was born.

**Answer:** False. He doesn't have a beginning but has always been. He is eternal. (Isaiah 9:6; John 1:1-3)

8. **Question:** Jesus has power over nature, sickness, sin, disease, and even death.

**Answer:** True.

### Part 3: Animal Pal Review and Game (time varies)

Share the **DAY 3 ANIMAL PAL POSTER** to summarize the teaching of the day. Pass out the Wonder Junction Maps and Mighty stickers and have the kids cover today's animal pal.

Our animal pal today is a bison. Why do you think he's our animal pal today? *Take responses.* His name is Mighty. What does that have to do with Jesus? *Take responses.* What's something that blew your mind today about Jesus' ministry years? *Take responses.*

Why do Jesus' ministry years matter (because they do!)? *Take answers.* Mention the following if they don't.

- It matters because he's powerful enough to calm a storm, so he's powerful enough to care for you.
- It matters because nothing is too hard for him. God always knows the best course of action (he can only make perfect choices), so we can trust him.
- It matters because he is almighty, and yet he cares about the smallest details of your life.

Collect the maps. If there is time, play a review game. Two options are given below—one that takes just a minute or so, and one that takes a little longer.

#### Option 1: Beat the Clock

See the directions on Day 1.

#### Sample Questions

1. What kind of animal is today's animal pal? *A bison*
2. Why is he named Mighty? *To remind us that Jesus is mighty*
3. Finish the memory verse: Now there are also many other things that Jesus did. Were every one of them to be written, I suppose that the world itself could not contain the \_\_\_\_\_. *Books that would be written*
4. Name a miracle Jesus did that shows he has power over nature. *Creating the universe, calming the storm, walking on water, etc.*
5. Name a miracle Jesus did that shows he has power over sickness and disease. *Healing Peter's mother-in-law, healing the bleeding woman, healing the lepers, etc.*
6. Name a miracle Jesus did that shows he has power over sin. *Forgiving the paralyzed man*
7. Name a miracle Jesus did that shows he has power over death. *Raising Jairus' daughter, raising Lazarus, Jesus rising from the dead*
8. Yes or no: Other religious leaders have come back to life. *No. Muhammad, Buddha, and all the rest are still dead in their graves. Only Jesus is God, and only Jesus has power over death.*

- ☐ Day 3 Animal Pal Poster
- ☐ Wonder Junction Maps and Mighty stickers, 1 per person
- ☐ Option 1 Game: phone timer and (optional) small prizes
- ☐ Option 2 Game: painter's tape or masking tape





9. **Yes or no: One name of Jesus is Mighty God.** Yes—Isaiah 9:6. He is also called Almighty in Revelation 1:8.
10. **Why does it matter that Jesus is almighty and has all power?** Answers vary, but because he can calm a storm, he can care for you. This also demonstrates that he is who claims to be—the Messiah—and he has the power to save us from sin.

### Option 2: Cowboy Tic-Tac-Toe

**Prep:** Put painter's tape or masking tape on the floor in a large tic-tac-toe board.

**Directions:** Divide into two teams—cowboys vs. cowgirls. Take turns asking review questions. If the team gets it right, someone from the team picks a spot on the board on which to stand. Keep this moving at a quick pace. The winning team is the first to get three people in a row. Play as many rounds as time allows.

Another option is to play in pairs with paper and writing utensils. Take turns asking review questions, and if the person gets it right, he draws an X or an O on their tic-tac-toe board. First to get three in a row wins. Continue new rounds as time allows.

## APPLY IT!

In the remaining class time, complete one or more of the following ideas. These are also on the back of the Junior Student Guide and can be done at home with a parent or caretaker if you are out of time. If you send them home, motivate the kids to do them because they are full of good stuff! Have the group guides check with the kids tomorrow to see how they did on them, and consider giving contest bonus points to the groups for their hard work.

Supplies for this section are not included in the supply list on the back cover since they will vary depending on the activities you choose. So decide what you will do and add any items to your supply list accordingly.

### Part 1: Gold Mine Memory Time

**Today's Verse:** Now there are also many other things that Jesus did. Were every one of them to be written, I suppose that the world itself could not contain the books that would be written. John 21:25


Practice this verse several times using the **DAY 3 MEMORY VERSE POSTER** as a reference, then try the following challenge.

**Challenge:** Get an armful of books. Add a book as you say each word, making a tower. Can you make it to the end of the verse before the book tower falls over? All the books in the world can't tell all the amazing things Jesus has done if they were all written down.

**Tomorrow's Verse:** But these are written so that you may believe that Jesus is the Christ, the Son of God, and that by believing you may have life in his name. John 20:31

Try the challenge again using tomorrow's verse.

- ☐ Day 3 Memory Verse Poster
- ☐ Optional: Student Guides and supplies



### Part 2: Go and Do

- Go through the book of Mark and count how many times the words astonished, amazed, amazement, or marveled are used. They marveled at Jesus back then, and we should still be marveling!
- Read Mark 6:30–44. Jesus used his power to take care of others. How does he take care of you? How can you care for someone else?
- Praise God for being mighty—nothing is too hard for him.
- Check [AnswersVBS.com/wonderkids](http://AnswersVBS.com/wonderkids) for more fun information!

Ask yourself these questions: What amazes me about Jesus' grown-up years? Why do Jesus' ministry years matter?

## Part 3: Marvel-ous Moment

Remember to allow time to end on this important thought.

Never stop marveling at Jesus' power. Here's an idea to get you started:

- Jesus has the power to change people's lives. Nobody is beyond his power—not even the worst thief or meanest person you can think of. He delights to save sinners—like you!
- You may want to quickly share a specific, age-appropriate way Jesus has changed your life.
- Now it's your turn. What's something to marvel at about Jesus' power? Keep marveling!





DAY 4

# THE WONDER OF HIS DEATH & RESURRECTION



## BIBLE PASSAGES

Jesus Dies and Lives Again  
Select verses; Matthew 27–28

## APOLOGETICS CONTENT

Was Jesus completely dead?

## MEMORY VERSE

But these are written so that you may believe  
that Jesus is the Christ, the Son of God, and that  
by believing you may have life in his name.  
John 20:31

## NAME OF JESUS

Savior

## LESSON FOCUS

The risen King's death and resurrection were a  
wonder. How were they like no other?

## ANIMAL PAL

Champ the Grizzly Bear

## Today's Lesson at a Glance

- Introduce It!  
Wonder Junction Jail
- Teach It!  
Part 1: Truth Hunt Gospel Presentation  
Part 2: Wonders Never Cease  
Part 3: Animal Pal Review and Game  
Option 1: Beat the Clock  
Option 2: Strike-It-Rich
- Apply It!  
Part 1: Gold Mine Memory Time  
Part 2: Go and Do  
Part 3: Marvel-ous Moment

## Preparing for the Lesson

- Read "Leading a Child to Christ," found on the inside back cover of this guide.
- Read Matthew 27 and 28 several times.
- Read this lesson several times and prepare the materials.
- For more information on Jesus' death and resurrection, check [AnswersVBS.com/wonderfaq](http://AnswersVBS.com/wonderfaq).
- Pray.



## DEVOTION 4: BELIEVE JESUS

*He is not here, for he has risen, as he said. Come, see the place where he lay. Matthew 28:6*

Imagine following the political career of a most unusual man for several years. He was said to be the one for whom the people had waited. The one who would save the people from the persecution suffered for hundreds of years.

He was certainly different than anyone who had come before. He taught with such authority and knew the holy Scriptures so thoroughly, it was no wonder many were attracted to him. His power was undeniable—he had healed your friend from a bleeding problem that no doctor had been able to help with and had made the evil spirits tormenting you go away.

One of the more significant differences was his lifestyle—he seemed to live a blameless life. Even his mother, a friend of yours, claimed he was an obedient child who cared for others. It was difficult to imagine any man as the personification of perfection, but if there was one, he would be it.

Imagine your grief and despair when he died and especially at the way in which he died—a horrible death reserved for the worst of criminals. Indeed, he was hung on a tree between two thieves. The strange thing about this man was that he had seemed to hint that his death was near. But why? Why would the one God sent need to die? Didn't he come to bring life and freedom?

Now imagine that heart-stopping moment when you went to honor his memory and the man at the tomb said, "He is not here; for he has risen, as he said." Imagine the momentary panic at the missing body. Rise again . . . did he say he would rise from the dead? His body isn't there . . . is it possible he's really alive? He's alive! Imagine seeing the risen Savior.

As you study the chapters pertaining to Christ's death and resurrection, meditate on the gravity of what our sin brought about—the death of the Creator of the universe. And rejoice in his resurrection that secured eternal life for you!

As you share with the children today, make sure they know that the death and resurrection of Jesus Christ is anchored in history. He really died, and he really rose again. And he was seen by hundreds of witnesses after his resurrection. Make sure they know that they can receive the eternal life he offers to those who believe.

May we pray as the Puritans did:

Blessed Lord Jesus,  
Before thy cross I kneel and see the heinousness  
of my sin, my iniquity that caused thee to be  
"made a curse," the evil that excited the severity of  
divine wrath.

Show me the enormity of my guilt by the crown of  
thorns, the pierced hands and feet, the bruised  
body, the dying cries.

Thy blood is the blood of incarnate God, its worth  
infinite, its value beyond all thought.

Infinite must be the evil and guilt that demands  
such a price.

Yet thy compassions yearn over me, thy heart  
hastens to my rescue, thy love endured my curse,  
thy mercy bore my deserved stripes.

Let me walk humbly in the lowest depths of  
humiliation, bathed in thy blood, triumphing  
gloriously as an heir of salvation.

—Arthur Bennett, *The Valley of Vision*  
(The Banner of Truth Trust, 2005), 41.



# INTRODUCE IT!

## Wonder Junction Jail (5 minutes)

**Prep:** Bookmark all the Bible passages used in today's lesson. Cover each section of the **WILD WEST BAD GUYS POSTER** with copy paper.

**Teacher 1:** Welcome back, partners! Come in and sit down for a spell. You know, I've been thinking a lot about this here jail in town. Show the **WONDER JUNCTION POSTER** and point out the jail. Isn't it just a shame that we need a jail?

**Teacher 2:** It sure is. But the Old West was full of bad guys. Have you ever heard of any of these? Uncover each picture on the **WILD WEST BAD GUYS** poster as you go.

- Billy the Kid—The first thing he stole was some laundry. He went to jail, where he escaped by shimmying up a chimney. He continued to steal horses, have gunfights, and kill people. He even made a famous jailbreak.
- Jesse James—He and his gang robbed banks, stagecoaches, and even trains. He was famous and loved the publicity about the bad deeds he pulled off.
- Butch Cassidy—He was also a train and bank robber who led a gang of criminals called the Wild Bunch. They had a hideout called Robbers' Roost.

**Teacher 1:** Did you know that we all have somethin' in common with Billy the Kid, Jesse James, and Butch Cassidy? I know, I know, that's shocking to hear, isn't it, because we aren't bad guys robbing banks. We're good people, right?

**Teacher 2:** Actually, no, we're not as good as we think we are. Even though we may not rob banks, the Bible tells us we have the same problem Billy the Kid and the others have, and that problem is called sin. Sin is when we don't obey God. Billy the Kid may have killed people, but according to Jesus, if we hate someone, that's the same as killing them (**Matthew 5:21-22**). Butch Cassidy may have robbed banks, but if we take anything that doesn't belong to us, we, too, are robbers. And the truth of the matter is that just one sin separates us from God. And we all sin.

**Teacher 1:** According to the Bible, nobody is born good—not even one of us (**Psalm 14:3; Romans 3:23**). There's only one who is good, and that's God. Let's hear a little more about it as we try to find some gold nuggets.

# TEACH IT!

**Prep:** Cut apart the two **POSTER SETS**. Print the Junior version of the **SUNRISE SHEETS** (see the label at the bottom of the pattern). Attach one sheet to a clipboard for each person. For multiple rotations, put multiple sheets on each clipboard and have each group use the top sheet and leave the others. Place several coloring utensils and one glue stick in a baggie for each person. Save time by placing supplies under chairs before the kids arrive. Print and cut out the **DAY 4 NUGGETS OF TRUTH CARDS**, eight cards per person paper-clipped together in **random** order. Hide the card sets around the room. Set the phone timer for one minute. Optional: After completing this activity, give out small prizes to anyone who got all eight nuggets of truth in order. Rolos are a good choice to look like gold nuggets. Put some in bags to give to group guides, who will pass them out at the end of the lesson. As always, check for allergies first.


## Part 1: Truth Hunt Gospel Presentation (15-20 minutes)

Give each person the bag with supplies and the clipboard with the **SUNRISE SHEET**.

**Teacher 1:** You're going to have one minute to find a set of nuggets of truth, then get back to your seat and sit quietly before time is up. Are y'all ready? On your mark, get set, go! Start the phone timer. Call time after one minute (adjust time as needed) and have everyone sit down.

**Teacher 2:** Okey dokey, good job! Now, take your eight nuggets and arrange them from 1 to 8 on your **SUNRISE SHEET** in the order you think they go in. You may or may not know

- ☐ Wonder Junction Poster
- ☐ Wild West Bad Guys Poster
- ☐ Bible
- ☐ Old West costumes for teachers
- ☐ Mounting putty or tape
- ☐ 3 sheets of copy paper and tape



- ☐ Nuggets of Truth Poster Set
- ☐ Admit, Believe, Forever Receive Poster Set
- ☐ Sunrise Sheets (Junior), 1 per person
- ☐ Day 4 Nuggets of Truth Cards, 1 set of 8 per person
- ☐ Paper clips, 1 per person
- ☐ Supply baggies with 1 glue stick and several coloring utensils, 1 per person
- ☐ Clipboards or hard surface, 1 per person
- ☐ Phone timer
- ☐ Optional: small prizes

★ If your space doesn't allow for hiding sets of nuggets for every child, then hide one bigger set up higher so the kids can search for the pictures without moving by just using their eyes. They can guess which ones come first, second, etc., as you teach and draw each picture in the correct square instead of gluing them on and coloring them.

- ★ Download from [AnswersVBS.com/wonderresources](http://AnswersVBS.com/wonderresources).
- ◆ Find in your teacher kit.

their order, but just give it a try! Don't glue them down—just place them on your sheet from left to right on the sun.

### ***Nugget One: Garden***

**Teacher 1:** Let's see how you did. Which one do you think comes first? *Take responses.* The first people in the garden. Glue it down and color it in while we talk about it. If you don't get finished coloring, that's okay. You can go back later and finish it up. *Have them do so as you show them the GARDEN POSTER.*

**Teacher 2:** Remember Jesus has always existed, even before he created the universe. He created time, the universe, and everything in it. After he created the world, he placed the animals and people in a beautiful, perfect garden called Eden. Jesus is beautiful and perfect and everything he does is good, so his creation was very good.

**Teacher 1:** The first two people he made were named Adam and Eve. God gave them a perfect world to live in with everything they needed. They were going to live forever!

**Teacher 2:** God gave them one restriction—not to eat from one tree in the garden—the tree of the knowledge of good and evil. God warned them if they ate from that tree they would die. Have your parents ever given you a restriction? *Pause.* Did you obey? *Take quick responses.* Well, let's see what Adam and Eve did.

### ***Nugget Two: Snake***

**Teacher 1:** Okay, which nugget do you think comes next? *Take responses.* That's it—the snake. Glue it on and color it. *Have them do so as you show them the SNAKE POSTER.*

**Teacher 2:** Satan took the form of a snake in the garden and tempted Eve. He got her to doubt God's warning, and Adam and Eve both ate a piece of fruit from that forbidden tree. When Adam did that, he sinned. As a result, God placed a curse on his creation, and it was no longer very good.

**Teacher 1:** Do you remember what sin is? *Take responses.* It's when we don't obey God. Adam and Eve didn't obey God, and the perfect world wasn't perfect anymore. God sent them from the garden of Eden so they couldn't eat from the tree of life, and they began to die. But God promised them that he would one day send someone who would save them (*Genesis 3:15*) and bring them back into fellowship with him.

### ***Nugget Three: Waiting***

**Teacher 2:** What's our next nugget of truth? *Take responses.* This one is hard, but it's the hourglass timepiece, which shows people were waiting—waiting for a Messiah, a Savior, to come. Glue it on and color it now. *Have them do so as you show them the HOURGLASS POSTER.*

**Teacher 1:** As time moved on, Adam and Eve had children, and they had children, and so on, all of whom were born sinners. Adam and Eve's grandchildren and great-grandchildren began waiting for someone to fix the mess the world was in. Over the next several thousand years, God guided his prophets to write about this perfect someone who would come. Those writings are collected into one book we now call what? *Pause for responses: the Old Testament portion of the Bible.* Right, the Bible. That means long ago, people knew a Messiah was going to come. We talked about those prophecies earlier this week.

### ***Nugget Four: Baby in a Manger***

**Teacher 2:** Did the Messiah come? *Take responses.* Yes, indeed, he did! Which nugget is next? *Take responses.* You've got it! Glue on the baby in the manger and color it. *Have them do so as you show them the BABY IN A MANGER POSTER.*

**Teacher 1:** This baby was Jesus. He was the long-awaited Messiah—the perfect child who came in a wonder-filled way! Remember the angels? Remember the wise men? Remember the special star? Remember that Jesus wanted to come? We should never get over the wonder of Jesus!





### Nugget Five: Hammer

**Teacher 2:** What nugget of truth is next? *Take responses.* Yep, the hammer. Glue it on and color it. *Have them do so as you show them the HAMMER POSTER.* Jesus grew in wisdom and stature and favor with God and man, and he learned carpentry from his dad, Joseph. Remember, he was completely God and completely man at the same time. Amazing! Can you remember anything about his childhood? *Take a couple quick responses.*



### Nugget Six: Calmed the Sea

**Teacher 1:** Now which nugget? *Take responses.* Calming the sea is right. Glue it on and color it. *Have them do so as you show them the CALMING THE SEA POSTER.*

**Teacher 2:** Jesus grew up and began his ministry when he was around 30 years old. It only lasted three years, but during that time, he did many wondrous miracles, like walking on water, healing blind people, and raising people from the dead. Can you think of any other wonders Jesus did? *Take a couple quick responses.* The world will never be the same after experiencing his wonder-working power. He's been gone from earth for around 2,000 years now, but the world has never gotten over him. And it never will!



### Nugget Seven: Cross

**Teacher 1:** Next nugget of truth? *Take responses.* Yes, the cross. Have any of you gotten all of them right so far? *Pause for hands.* Okay, glue on this picture and color it. *Have them do so as you show them the CROSS POSTER.*

**Teacher 2:** Most of the religious leaders didn't like Jesus, even though he was perfect and had never done anything wrong. He said he is God and they didn't like that. So they had him put to death—death on a cross. *Read Matthew 27:32–37, 45, 50.* Can you imagine Jesus—who is God—allowing them to put him on a cross? It's a wonder he chose to do it! He could have called 10,000 angels if he wanted to. But he didn't. He was obedient to God the Father and fulfilled the perfect plan from eternity past—the Son of God dying to take away our sins so we could have a relationship with God.



**Teacher 1:** And Jesus *did* die. He didn't faint or go into a coma or fake it. He was completely dead. *God the Son had died.* There are many proofs of this, but here are just two: First, the people who put Jesus on the cross, the Romans, were experts at crucifixion. They often broke the legs of those on the cross to speed up their death, but the Bible says they didn't break Jesus' legs because he was already dead (*John 19:33*).

**Teacher 2:** And second, after Jesus died and came back to life (which we'll talk about in a minute), his followers were completely changed. A cowardly bunch of people became a group who was willing to risk even their lives to tell others about Jesus. Why would they be willing to die if it hadn't really happened? It *did* happen, and it happened because Jesus loves us so much he took the punishment we deserve.

**Teacher 1:** God had told Adam that the punishment for sin is death. When we die, we are eternally separated from God forever in a terrible place called hell. Remember we said each of us sins? Whether you realize it or not, you disobey God every day. For example, God says that children are to obey their parents (*Ephesians 6:1*). When you disobey your parents, you are sinning. God is truth and tells us to be truthful (*Ephesians 4:25*). When you tell a lie, you are sinning. *You may want to share a personal example of a way you sinned even today.*

**Teacher 2:** You don't have to rob a bank or kill someone to be separated from God. One sin is enough to separate us from God forever! You see, God is holy, which means he's perfect and without sin. And that means he can't allow sinners to live with him. But God had a plan to save us because he loves us so much. That plan was Jesus. That's why Jesus came!

**Teacher 1:** Now, you aren't automatically saved and going to live with God someday. You have to become part of God's family for that to happen. If you sincerely want to be part of God's family and belong to God, then you can!



**Teacher 2:** Below our sunrise picture, write these letters in the first blanks: A–D–M–I–T. Show the **ADMIT POSTER**. If you're troubled by your sin and want to be part of God's family, you need to admit to God that you sin by not obeying him at times, and tell him you're sorry for it. Being sorry for your sin and asking God to help you turn from it is called repenting.

**Teacher 1:** Next, let's fill in the blank spaces in the next word to spell BELIEVE. Show the **BELIEVE POSTER**. Ask yourself: do I believe Jesus died and rose from the dead to pay the punishment for my sin? Do I believe Jesus is the perfect Son of God?

**Teacher 2:** And finally, let's fill in the last spaces to spell FOREVER RECEIVE. Show the **FOREVER RECEIVE POSTER**. If you admit you're a sinner and want to repent, and you believe Jesus came, died, and rose again to take your sins, you can forever receive him. Ask him to forgive you and make you part of his family. This isn't done to make life easy, because hard stuff still happens to everyone in this broken world. It's done because you want to be part of God's family! And when you do this, you'll want to obey God's commands. You won't follow him perfectly, but God will give you his Holy Spirit to help you. It's an amazing gift to be part of God's family.

### Nugget Eight: Empty Tomb

**Teacher 1:** Okay, we're to our last nugget of truth. What is it? Pause for responses. Of course, it's the empty tomb! Jesus rose from the dead—the greatest wonder of all! Glue it on and color it. Have them do so as you read Matthew 28:1–8 and show them the **EMPTY TOMB POSTER**.

**Teacher 2:** Do you know anyone who came back to life after they died? We often wish people did, but they don't. Can you imagine how happy you'd be if someone you loved came back to life on earth? That doesn't happen, but Jesus *did* come back to life! He was buried in a tomb after he died, but on the third day, he rose from the dead! Wonder of wonders! And, although we won't see our loved ones who have died on this earth again, we will see them in heaven if *they* knew Jesus and *we* know Jesus!

**Teacher 1:** We've almost completed our sunrise picture, but before we move on, let me mention that if you'd like to know more about becoming part of God's family, or you have questions, then now is a good time to go with \_\_\_ to find out more. Have a trusted teacher, leader, or pastor who knows how to counsel a child about salvation available, and make sure they go to an area that is not isolated, but in clear sight. Everyone else stays for the rest of the lesson.

**Teacher 2:** Let's take a minute to check out some other wonders that happened in regard to Jesus' death and resurrection. Optional: pass out candy or a small prize to those who got them all right or give to leaders to hand out later.

### Part 2: Wonders Never Cease (3 minutes)

**Teacher 1:** Matthew 27:45 tells us darkness came over the earth for three hours around the time of his death. Has the world become all dark when anyone else has died? No! Only Jesus!

**Teacher 2:** Anybody know what an earthquake has to do with Jesus' death and resurrection? Take responses. Yes, there was an earthquake when he died (Matthew 27:51, 54). There was another one when the angel rolled back the stone from his tomb (Matthew 28:2). This was a wonder.

**Teacher 1:** Did you know some believers in God who had died were raised from the dead after Jesus died (Matthew 27:52–53)? This has never happened before or after.

**Teacher 2:** As you can see, Jesus' death wasn't a normal death. It was filled with wonders! People came out of graves, there were earthquakes and darkness, and Jesus himself came back to life! His resurrection was the wonder of all wonders!



## Part 3: Animal Pal Review and Game (time varies)

Share the **DAY 4 ANIMAL PAL POSTER** to summarize the teaching of the day. Pass out the Wonder Junction Maps and Champ stickers and have the kids add today's animal pal.

Our animal pal today is a grizzly bear. What's his name? Champ. Why do you think he's named Champ? Champ is a champion. He's the king of the forest. During cold months, he sleeps in a cave, and in the spring he wakes up and comes out. Jesus is a champion. He died and was put in a tomb (like a cave), but he was not just asleep like Champ. He was dead and came back to life. Nobody else can do that—only Jesus! He's the ultimate champion. He is the Son of God.

Why do Jesus' death and resurrection matter? Take answers. Mention the following if they don't.

- It matters because his death and resurrection made a way for us to be part of God's family! We can not only know *about* Jesus, but we can know him personally!
- It matters because we don't have to fear eternity. When we become part of God's family, we can know we will live with Jesus some day!

Collect the maps. If there is time, play a review game. Two options are given below—one that takes just a minute or so, and one that takes a little longer.

### Option 1: Beat the Clock

See the directions on Day 1.

### Sample Questions

1. What kind of animal is today's animal pal? A grizzly bear
2. Why is he named Champ? To remind us that Jesus is the ultimate champion. He defeated death!
3. Finish the memory verse: But these are written so that you may believe that Jesus is the Christ, the Son of God, and that by believing you may have life \_\_\_\_\_. In his name
4. Yes or no: Every person is a sinner. Yes.
5. We can become part of God's family if we truly admit to God we are a sinner, believe in Jesus, and forever \_\_\_\_\_. Receive him.
6. Which of these happened when Jesus died—it was a sunny day, there was a blizzard, or there was an earthquake? There was an earthquake.
7. What happened with the daylight around the time of Jesus' death? It turned dark all over the land—another wonder.
8. What happened to the bodies of some dead people who had believed in God? They came out of their graves—another wonder!
9. What's the most amazing wonder of all that we talked about today? Jesus rose from the dead. He is God, and he conquered death. It's a marvel!
10. Why does it matter that Jesus died and rose again? His death paid the penalty for sin and his resurrection showed that God accepted his payment. He defeated death for all who place their faith and trust in him.

### Option 2: Strike-It-Rich

**Prep:** Print on yellow card stock and cut apart the **STRIKE-IT-RICH CARDS**. Place them in a pile up front, face down, or make smaller piles near each team leader.

**Directions:** Remind kids that the greatest treasure is Jesus, as they play Strike-It-Rich. Knowing Jesus is striking it rich! Divide into two or more teams. Choose scorekeepers for each team. Ask review questions. Each team decides on its answer. If correct, they pick a gold/yellow card from the face down pile and receive that many "dollars" (points). Keep this moving at a quick pace. The winning team is the one who gets the most "dollars" by the end of the playing time.

- ☐ Day 4 Animal Pal Poster
- ☐ Wonder Junction Maps and Champ stickers, 1 per person
- ☐ Option 1 Game: phone timer and (optional) small prizes
- ☐ Option 2 Game: Strike-It-Rich Cards and yellow card stock



## APPLY IT!

- ☐ Day 4 Memory Verse Poster
- ☐ Optional: Student Guides and supplies

In the remaining class time, complete one or more of the following ideas. These are also on the back of the Junior Student Guide and can be done at home with a parent or caretaker if you are out of time. If you send them home, motivate the kids to do them because they are full of good stuff! Have the group guides check with the kids tomorrow to see how they did on them, and consider giving contest bonus points to the groups for their hard work.

Supplies for this section are not included in the supply list on the back cover since they will vary depending on the activities you choose. So decide what you will do and add any items to your supply list accordingly.

### Part 1: Gold Mine Memory Time

**Today's Verse:** But these are written so that you may believe that Jesus is the Christ, the Son of God, and that by believing you may have life in his name. John 20:31

Practice the verse several times using the **DAY 4 MEMORY VERSE POSTER** as a reference, then try the following challenge.

**Challenge:** Jesus was placed in the tomb, but he didn't stay there. Let's try our verse challenge and have words disappear to remind us of this. Write the verse on a dry-erase board, chalkboard, or piece of paper. Say the whole verse, then erase a word. Say it again, and then erase another word. Continue until all the words are gone and you know the verse well.

**Tomorrow's Verse:** Your kingdom come, your will be done, on earth as it is in heaven. Matthew 6:10

Try the challenge again with tomorrow's verse. Then try saying all the week's verses learned thus far.

### Part 2: Go and Do

1. While we were sinners, God loved us and sent his Son. Say today's Bible verse. Have you admitted your sin, believed in Jesus as your Savior, and forever received the gift of eternal life?
2. Tell a friend about Jesus and the wonder of his death and resurrection.
3. Thank God for sending his only Son to be the Savior of the world.
4. Check [AnswersVBS.com/wonderkids](http://AnswersVBS.com/wonderkids) for more fun information!

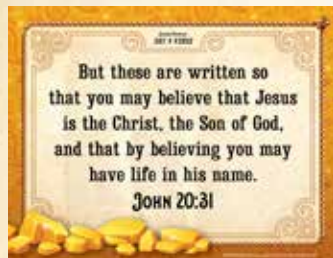
Ask yourself these questions: What amazes me about Jesus' death and resurrection? Why does Jesus' death and resurrection matter?

### Part 3: Marvel-ous Moment

Remember to allow time to end on this important thought.

Never stop marveling at Jesus' death and resurrection. Here's an idea to get you started:

- Can you imagine walking through a cemetery and seeing people come out of their graves, alive and well? That's not normal, but one time, it did happen. People *did* come out of their graves and come back to life—when Jesus died!
- Now it's your turn. What's something else you can marvel at about Jesus' death and resurrection? Never stop marveling!







DAY 5

# THE WONDER OF HIS RETURN



## BIBLE PASSAGES

Jesus Is Coming Back

Select verses; Matthew 25:14–29

## APOLOGETICS CONTENT

How will Jesus return?

## MEMORY VERSE

Your kingdom come, your will be done, on  
earth as it is in heaven. Matthew 6:10

## NAME OF JESUS

King of Kings

## LESSON FOCUS

The return of the King of kings will be a  
wonder. What should we be doing in the  
meantime?

## ANIMAL PAL

Mission the Horse

## *Today's Lesson at a Glance*

- Introduce It!  
Wonder Junction Gold Mine and Bank
- Teach It!  
Part 1: Jesus' Return  
Part 2: Parable of the Talents  
Part 3: Animal Pal Review  
Part 4: Double or Nothing Game
- Apply It!  
Part 1: Gold Mine Memory Time  
Part 2: Go and Do  
Part 3: Marvel-ous Moment

## *Preparing for the Lesson*

- Read Matthew 25:14–29 several times.
- Read this lesson several times and prepare the materials.
- For more information on Jesus' return, see [AnswersVBS.com/wonderfaq](http://AnswersVBS.com/wonderfaq).
- Pray.



## DEVOTION 5: SHARE JESUS

*But you will receive power when the Holy Spirit has come upon you, and you will be my witnesses in Jerusalem and in all Judea and Samaria, and to the end of the earth. Acts 1:8*

Imagine being part of the crowd chanting for the death of the one standing before the governor. You weren't sure what he had done wrong, but the religious leaders were calling for his death, so he must have been deserving of it.

You followed the crowd as they surged toward the place of the skull, where the crucifixions took place, taunting the man all the way.

Imagine watching as the man was lifted up and drew his last breath. If he was who he claimed to be, surely he could have saved himself.

Imagine, months later, carrying your friend, lame from birth, to the temple gates as you had hundreds of times before and entering into the temple to pray. Imagine your disbelief as, moments later, the man you knew was unable to walk, ran into the place of prayer. What happened to him? Who were these men he was following around?

Wait—was that the fisherman who was a student of the man they crucified several months ago? One of the ones who had deserted the Teacher at his arrest? Hadn't the Teacher's followers gone into hiding after his death?

Imagine your shock as the fisherman boldly accused you of murdering the . . . Prince of Life? Who had risen from the dead? And been seen by the fisherman? That man was alive, and in his name, your friend was healed?

Imagine the hope as the fisherman called the entire crowd to repent of their sins and receive the sacrifice the Prince of Life had made on behalf of sinners. Surely, the one who had given the fisherman the power to preach, who had healed your friend, who had raised himself

from the dead—surely, he was the one about whom the prophets had preached and for whom you had waited.

The Redeemer had come? The Redeemer had come!

And he would be coming again some day!

Think about what happened after Jesus rose from the dead and marvel at the transformation that took place in the lives of those who believed in the Son of God. The amazing power of God to transform sinners into the image of the invisible Christ is evident throughout the rest of the New Testament—and should be evident in our lives as children of God.

As you share with your students today, emphasize that it is God who saves us and calls us to be his witnesses. We have a precious treasure—the gift of eternal life through faith in Jesus—that we must share with those around us while we wait for his return.

May we pray as the Puritans did:

Father of Jesus,

May my words and works allure others to the highest walks of faith and love!

May worldlings be won to delight in acquaintance with thee!

May the timid and irresolute be warned of coming doom by my zeal for Jesus!

Cause me to be a mirror of thy grace; to show others the joy of thy service,

Help me to walk as Jesus walked, my only Savior and perfect model, his mind my inward guest, his meekness my covering garb.

—Arthur Bennett, *The Valley of Vision*  
(The Banner of Truth Trust, 2005), 136.



# INTRODUCE IT!

## Wonder Junction Gold Mine and Bank (5 minutes or less)

**Prep:** Bookmark all Bible passages used in today's lesson. Print and cut out the **DAY 5 NUGGET OF TRUTH**. Hide it somewhere so it is just visible to everyone.

**Teacher 1:** Well, good to see ya, partners, on our last day at Wonder Junction. Yesterday, we were finding some gold nuggets as we talked about the wonder of Jesus' death and resurrection. Anyone remember a nugget of truth? *Take responses for a minute as review, and then move on.*

**Teacher 2:** Speaking of gold nuggets, let's talk a little about gold mining here in Wonder Junction. The gold mine is up in the hills over yonder. *Show the WONDER JUNCTION POSTER and point out the gold mine.* Ever since the first gold was found at Sutter's Mill back in 1848, miners have been flocking out West to strike it rich, including coming to this mine here in Wonder Junction. And with the railroad running now, it's easier than ever for them to get here.

**Teacher 1:** Actually, people from all over the world have come to seek their fortune—from South America, Australia, New Zealand—even China!

**Teacher 2:** If a miner finds gold or silver, he can use it to buy things or turn it in at the Wonder Junction bank (*point to the bank on the poster*). Mr. Daly is the head of the bank. He can put the gold into the vault and exchange it for some bank notes, which are like money.

**Teacher 1:** But it's not only the miners who can make money. Others have come, too, and doubled or tripled or even quadrupled their savings by starting businesses, investing in railroads, stores, or even laundromats! Many have used their talents well and made much more than they started with. Today, we'll be talking about how to wisely use the resources God has given us as we wait for Jesus to return.

**Teacher 2:** Because Jesus is going to return to earth! Did you know that? We've talked about him coming the first time as a baby, and living, dying, and coming back to life. But then what happens? Let's find one last gold nugget to get a clue. Does anybody see it? *Have someone bring it to you or have them point it out. Read it with wonder: "Jesus, who came as a baby King, will return again as the King of kings!" Not everyone recognized baby Jesus as the King of the world the first time, but everyone will when he returns! Let's pick it up after Jesus rose from the dead and see what happens next.*

- ☐ Wonder Junction Poster
- ☐ Day 5 Nugget of Truth and 1 sheet of bright yellow card stock
- ☐ Bible
- ☐ Old West costumes for teachers
- ☐ Mounting putty or tape



# TEACH IT!

## Part 1: Jesus' Return (5 minutes)

**Teacher 1:** The Bible tells us here in Acts 1 (*point to it*) that after Jesus rose from the dead and showed himself to different people, he went back to heaven in a cloud. *Fold the JESUS RETURNING POSTER in half, showing only the first picture. Imagine standing there watching as you listen to Acts 1:8–11. Read the verses.* What a wonder that was!

**Teacher 2:** So Jesus went up in a cloud and is in heaven now. He continues to be both fully God and fully man in heaven—forever. What do you think he's doing up there? *Take responses.* Currently, he represents us to God and is praying and getting things ready for his children to live with him someday (*John 14:1–3; Hebrews 7:25; 1 John 2:1–2*). Then at some point, Jesus will come back down to earth the same way he went up, which will be an incredible wonder! It will be bright, loud, and glorious! *Show the second picture on the JESUS RETURNING POSTER.*

**Teacher 1:** Matthew describes it like this. *Read Matthew 24:27, 30.* This hasn't and won't happen with anyone else. It's a wonder when you stop and think about it.

**Teacher 2:** But here's a question for you: When do you think it will be? *Take responses.*

**Teacher 1:** The Bible tells us nobody knows the day or hour it will happen (*Matthew 24:36*). When someone says Jesus is going to return at a certain time, that means they either

- ☐ Jesus Returning Poster



★ Answers in Genesis, the producer of Answers VBS programs, is a non-denominational ministry and doesn't hold to a specific end-times position. As you have time, feel free to share your church's position on end times.

- ★ Download from [AnswersVBS.com/wonderresources](http://AnswersVBS.com/wonderresources).
- ◆ Find in your teacher kit.

don't know the truth, or they aren't telling the truth. The Bible says only God the Father knows.

**Teacher 2:** But because God is a promise keeper, we know it *will* happen! Just like people waited for him the first time, and he came as a baby, people are waiting for his second coming when he will come as the King of kings. He always keeps his promises. He said he will return, so he will.

**Teacher 1:** And when Jesus comes back, all those who believe in him will live with him forever in the new heavens and new earth. Have you talked to God about becoming a follower of Jesus, a believer? [This is a good place to review the gospel.](#)

**Teacher 2:** The timing of Jesus' return could be days or years or lifetimes from now. We don't know. But in the meantime, you have great purpose while you're here because if you're a child of God, you have an important mission.

**Teacher 1:** Believers aren't supposed to laze around waiting. Between the time Jesus left earth and the time he returns again, believers are to be working for their King. Of course, working for God doesn't get us to heaven, but it's what we should want to do as believers, to be productive and useful to our King, because he has given his life to save us. And he promised to reward those who are faithful to him.

**Teacher 2:** So what do you think the mission is? In other words, what should we be doing? [Take responses.](#) In a nutshell, our mission is to love God and love others ([Matthew 22:36–40](#)). We need to grow in our love for God, living for him, obeying his Word, sharing him with others, and loving and caring for people. There are so many ways we can do this. It's exciting to be a Christian and have a mission!

**Teacher 1:** During his time on earth, Jesus told several parables, which are stories with a spiritual meaning. These teach us how to use our lives wisely for God. Let's act one out now!

## Part 2: Parable of the Talents (10–15 minutes)

- ☐ Parable of the Talents Poster
- ☐ Square Post-it notes, at least 9
- ☐ 3 money pouches
- ☐ 15 total coins

**Prep:** Gather three money pouches. A Day 5 craft in the Craft Guide is a money pouch, so check with the craft leaders for extras or bring in something of your own. Fake gold coins can be fun to use for coins. Cover each square of the **PARABLE OF THE TALENTS POSTER** with a Post-it note.

**Teacher 1:** We're going to need three volunteers to play the three servants, and one person to be the master. [The master can be a leader.](#) Choose four people and have them come up front. [Teacher 2 will facilitate the acting.](#) Teacher 1 is the narrator as scripted here. Alrighty, here we go. [Read Matthew 25:14–15.](#)

**Teacher 2:** Have the master tell the "servants" he's going on a journey. Explain that one talent would be worth about \$600,000 in today's money. Have the master give the first one a bag and have everyone count to five as the master puts the five coins in the bag. Do the same with Servant 2, counting out 2 coins, and the same with Servant 3, counting out 1 coin.

The master should go away after this.

**Teacher 1:** Read Matthew 25:16.

**Teacher 2:** Talk with Servant 1 and ask what he's going to do to make more money. Then instruct Servant 1 to go do it. He or she can go to the side.

**Teacher 1:** Read Matthew 25:17.

**Teacher 2:** Do the same with Servant 2 as you did with Servant 1.

**Teacher 1:** Read Matthew 25:18.

**Teacher 2:** Instruct Servant 3 to dig a hole and hide his money.

**Teacher 1:** Read Matthew 25:19.

**Teacher 2:** Have the master come back and call the three servants over to settle accounts.

**Teacher 1:** Read Matthew 25:20.



**Teacher 2:** Have the master act this out with Servant 1.

**Teacher 1:** Read Matthew 25:21.

**Teacher 2:** Instruct the master and kids to say, "Well done, good and faithful servant," to Servant 1.

**Teacher 1:** Read Matthew 25:22.

**Teacher 2:** Have the master act this out with Servant 2.

**Teacher 1:** Read Matthew 25:23.

**Teacher 2:** Instruct the master and kids to say, "Well done, good and faithful servant," to Servant 2.

**Teacher 1:** Read Matthew 25:24–25.

**Teacher 2:** Have the master act this out with Servant 3.

**Teacher 1:** Read Matthew 25:26–27.

**Teacher 2:** Instruct the master to more or less repeat this to Servant 3.

**Teacher 1:** Read Matthew 25:28.

**Teacher 2:** Have the master do so.

**Teacher 1:** Read Matthew 25:29, then tell them that's the end. Volunteers should go back to their seats.

**Teacher 2:** Hold up the **PARABLE OF THE TALENTS POSTER** and go over it as a quick summary, asking questions and having kids put up the right number of fingers for the first six boxes, and thumbs-up or thumbs-down for the last three boxes. Take the Post-it notes away each time to see if they were right.

**Teacher 1:** God has given each of us gifts and talents that are unique to us. Our talents aren't necessarily money, like we read about in Matthew 25, but are abilities we have to serve the Lord. If you are a child of God, you need to live for his glory, which means that you live all of life in awe of who Jesus is and what he's done for you and obey his commands. Read Ecclesiastes 12:13.

**Teacher 2:** Listen to some practical commands that Jesus has given us. Read or paraphrase Romans 12:9–21. Discuss briefly.

**Teacher 1:** Do you love to bake and cook? Allow answers. How can you bake and cook to the glory of God and use those abilities to share the love of Jesus with others? Allow discussion. Do you like playing a sport? Allow answers. How can you use the time spent playing your sport to share the love of Jesus with others? Allow discussion. What are things you're good at or like to do? Allow answers. How can you live to bring God glory in school, at home, or wherever you are? Allow answers. Live actively and faithfully, focusing on bringing Jesus glory by loving him and others.



### Part 3: Animal Pal Review (a couple minutes)

Share the **DAY 5 ANIMAL PAL POSTER** to summarize today's teaching. Pass out the Wonder Junction Maps and Mission stickers and have kids add today's animal pal. They can take them home today.

Our animal pal today is a horse. What's his name? Take responses. Why do you think he's named Mission? Take responses. Circuit riders came to towns in the Old West to share the good news of Jesus. They would ride on their horses from town to town to tell people about Jesus and to care for people's spiritual needs. They were on a mission, and we should be too!

Why does Jesus' return matter? Take answers. Mention the following if they don't.

- It matters because Jesus will come back, so we should live expecting his return and investing the abilities and talents he has given us in furthering his kingdom until then.

- ☐ Day 5 Animal Pal Poster
- ☐ Wonder Junction Maps and Mission stickers, 1 per person



- It matters because Jesus left us with a mission to care for others and share the gospel. That's the good news that Jesus offers salvation through his death and resurrection to all who repent and believe in him.
- It matters because it gives us purpose. We all have interests, abilities, and talents God has given us to use in some way for him. The possibilities of how you can serve God are endless!

## Part 4: Double or Nothing Game (10–15 minutes)

- ☐ **Coin Cards** (or play coins), 30 per team
- ☐ **Silver and Gold Signs**, 1 set per person
- ☐ 5 wooden or paper bowls or metal pails, 1 per team plus one up front
- ☐ Real coin to flip

**Prep:** Print on yellow paper and cut apart the **COIN CARDS**. (Play coins can be used instead.) You will need 30 per team. Print the **SILVER AND GOLD SIGNS** on gray and yellow card stock and cut out one of each per person.

**Directions:** Divide into two teams—girls and boys—and give each person one of each **SILVER AND GOLD SIGNS**. Place 15 **COIN CARDS** in each team's bowl/pail and an extra 15 from each team up front in a bowl/pail. Choose someone to be the keeper of the extras at the front. To start the game, ask a question. When you say to hold them up, players choose either the gold sign for true or the silver sign for false. If most people on a team get it right (or all if you have a small class), you will flip a real coin. If it's heads, they get another coin card from up front to add to their team's coin bag. If it's tails, they get two coin cards to add to their team bowl/pail. If they get it wrong, they lose a coin and must give it to the coin keeper. The goal is to see which team can double their money first (or who has the most when time runs out). You can play more than one round if you have time. If you are short on time, skip to the last couple of questions before you finish.

1. True or false: On the first day, when we talked about Jesus coming as a baby, our animal pal was named Junior. False—Tiny the cougar kitten. To get their coin have them tell you what Tiny reminds us of. Tiny reminds us Jesus came as a tiny baby.
2. True or false: One wonder that occurred in connection with Jesus' birth was an earthquake. False—wonders included angels announcing his birth, wise men bringing gifts a bit later, a special star appearing and leading them, and Jesus wanting to come. Have them name at least two wonders to get their coin.
3. True or false: The first day's memory verse was about Jesus putting on flesh and coming to live among us. True—And the Word became flesh and dwelt among us. John 1:14. Have them recite it with you to get their coin.
4. True or false: One reason it matters that Jesus came to earth is it means God is with us. Believers are never alone. True. Jesus is Immanuel. This is comforting for believers.
5. True or false: On the second day, we talked about Jesus as a child. Our animal pal Junior reminded us that Jesus learned things as a child from his father. True.
6. True or false: Jesus was part human and part God. False. Have them tell what is accurate to get their coin. He was fully God and fully man at the same time.
7. True or false: Our second day's memory verse reminds us that Jesus had to grow in wisdom. True—Jesus increased (grew) in wisdom and in stature and in favor with God and man. Luke 2:52. Have them recite it with you to get their coin.
8. True or false: One reason it matters that Jesus was a kid is he was tempted just as you are, but he never gave in. He understands what you're going through. True.
9. True or false: On the third day, we talked about Jesus' mighty power. The animal pal was a wolf pup. False—it was Mighty the bison. Have them explain the connection with Mighty to get their coin. Mighty reminds us that Jesus had mighty power.
10. True or false: Jesus has power over many things. All the ones we talked about were sin, sickness, disease, and death. False. Have them share the missing one to get their coin. We also talked about power over nature.
11. True or false: A specific example of Jesus' power is him calming the sea. True.
12. True or false: Our Day 3 memory verse reminds us all the books in the world couldn't contain all the miracles Jesus did. True. Have them recite John 21:25 with you to get their coin.



13. True or false: One reason it matters that Jesus is almighty is that because he's powerful enough to calm a storm, he's powerful enough to care for you. **True.**
14. True or false: On the fourth day, we talked about Jesus dying and coming back to life. The animal pal that day was a prairie dog. **False**—Champ the grizzly bear. Have them explain the connection with Champ to get their coin. Champ reminds us Jesus is the champion over all, including death.
15. True or false: Jesus just fainted on the cross. **False**—he was completely dead. The Romans, who were experts at crucifixion, didn't break his legs because he was already dead.
16. True or false: One wonder that occurred in connection with Jesus' death and resurrection was it got really, really bright. **False**—it got completely dark. There was also an earthquake, people coming back to life, and Jesus himself rising from the dead.
17. True or false: To be part of God's family, you have to admit, believe, and work hard. **False**—forever receive. There are no good works that we can do to overcome the sin that separates us from God. We can only repent of our sin and place our trust in Jesus' finished work on the cross.
18. True or false: The Day 4 memory verse reminds us if you believe that Jesus is the Christ, the Son of God, you may have life in his name. **True.** Have them recite John 20:31 with you to get their coin.
19. True or false: One reason it matters that Jesus died and came back to life is we can fear what lies ahead. **False.** You don't have to fear death and eternity if you're a child of God.
20. True or false: Today, we talked about Jesus coming back some day. He will come back in the same way he left. **True.** Have them tell how he will come back to get their coin (in the clouds).
21. True or false: We know the exact time Jesus is coming back. It's in the summer. **False.** No one knows except God the Father.
22. True or false: One reason it matters that Jesus is coming back again is because we should live to please him. **True.** We're here for God and his glory. We have great purpose!
23. True or false: Today's memory verse reminds us that we should do God's will while we are here on earth. **True.** Have them recite Matthew 6:10 with you to get their coin.
24. True or false: We should never get over the wonder of Jesus. **True.**

## APPLY IT!

In the remaining class time, complete one or more of the following ideas. These are also on the Junior Student Guide and can be done at home with a parent or caretaker if you are out of time.

Supplies for this section are not included in the supply list on the back cover since they will vary depending on the activities you choose. So decide what you will do and add any items to your supply list accordingly.

- ☐ Day 5 Memory Verse Poster
- ☐ Optional: Student Guides and supplies
- ☐ Optional: Follow-up Bible study and/or bookmarks

## Part 1: Gold Mine Memory Time

**Today's Verse:** Your kingdom come, your will be done, on earth as it is in heaven. Matthew 6:10

You may want to show the follow-up Bible study or bookmarks that are available if you plan to give these out.

Practice the verse several times, using the **DAY 5 MEMORY VERSE POSTER** as a reference, then try the following challenge.

**Challenge:** Let's deliver the good news of Jesus like Pony Express riders, who delivered the mail as fast as possible. Write the verse on an envelope, then put it upside down on a paper plate. Walk across the room as fast as possible while saying the verse. Don't hold the envelope. Try to "deliver" the verse back to the start before the envelope falls off. If it falls off or you forget the verse, start over until you can deliver it successfully.



## Part 2: Go and Do

1. God made you *on purpose* for a purpose with your own special abilities and talents. What do you like to do—draw, do math, build things, sing, bake, talk to others? How can you use what God has given you to please Jesus?
2. How can you fulfill the mission to tell others about Jesus? Make a list of people who need to hear about the salvation God offers through Jesus. Pray for them and look for opportunities to share the gospel with them.
3. Ask God to help you live in wonder of him and to live your life for his glory.
4. Check [AnswersVBS.com/wonderkids](http://AnswersVBS.com/wonderkids) for more fun information!

Ask yourself this question: I've marveled at Jesus. Now, how can I live for his glory?

## Part 3: Marvel-ous Moment

Remember to allow time to end on this important thought.

Never stop marveling that Jesus will return as the King of kings. Here's an idea to get you started:

- Jesus, who wore a crown of thorns (thorns are the result of the curse God placed on his creation after Adam sinned), will wear a crown of gold! Jesus, who was in a tomb, will be on a throne! Jesus, who was rejected and disrespected, will be ruler over everyone and everything.
- Now it's your turn! What's something to marvel at about Jesus being the King of kings?
- Never get used to Jesus. Never stop marveling!



# LEADING A CHILD TO CHRIST

*"For I am not ashamed of the gospel, for it is the power of God for salvation to everyone who believes." Romans 1:16*

VBS presents an ideal opportunity to share the life-changing gospel of Jesus Christ with all attending. Every leader and team member should be ready to clearly present the gospel and counsel those wanting to learn more. Children are usually softhearted toward things of the Lord, and some will be interested in becoming a follower of Christ. Be ready, because eternal matters matter most!

## Before

- **Pray.** Salvation is God's work, not ours. We cannot bring about salvation for anyone. We need to ask God to prepare the children and open their hearts to him.
- **Be prepared.** Learn more about presenting the gospel and counseling a child about salvation.

## During

The gospel will be presented during the lesson time. Opportunities may arise, however, to share with a child one-on-one or with a small group of children. If so, keep the following in mind:

- Becoming a child of God involves repenting of one's sin and having faith in the death and resurrection of Jesus Christ. Repentance involves understanding what sin is (disobeying God's commands) and desiring to turn from that sin.
- You can use the booklet *How Can I Become a Child of God?* along with your Bible to explain the plan of salvation. Children need to see and hear God's Word, so have your Bible opened and marked ahead of time with the appropriate scriptures.
- Avoid abstract phrases like "asking Jesus into your heart." Instead, use terminology like "becoming a child of God." Most children still think in concrete terms and need examples that are easy to understand.
- If a child indicates an interest to know more after hearing the gospel presentation, ask questions (such as the following) that require more than a "yes" or "no" answer:
  - » What do you want to talk to me about?
  - » Do you know what sin is?
  - » Can you think of a specific sin (wrong) you have done?
  - » Are you bothered by your sin?

**These questions are important.** A child who cannot verbalize a sin or does not seem to be repentant about being a sinner may not fully understand his need for a Savior. In this situation, you might list some child-oriented examples of sin and ask him to notice any time he catches himself sinning over the next few days. Give him the *How Can I Become a Child of God?* booklet. Pray with him, then send him on his way. Check back a day or two later, if possible.

- If the child does seem to be sincerely sorry for his sins, you can proceed with more questions like the following:
  - » Why did Jesus come to earth? Why did Jesus need to die? Why did Jesus rise again?

- » Why do you want Jesus to be your Savior?
- » Why should God let you into his family? (Make sure the child understands that salvation is not based on what he does but is a gracious gift of God through faith in the death and resurrection of Jesus.)
- Pray for discernment while listening to a child's answers.
- When a child seems to have a basic understanding of salvation (belief in Jesus' death and resurrection, admission of and repentance from sin, and a desire to follow the Lord), encourage him to talk to his parents about what it means to become a child of God (if they are followers of Christ). Encourage a child who comes from a non-Christian home to verbalize his understanding to the Lord through prayer. There is no one prayer that should be prayed. Encourage him to ask the Lord to forgive him and help him know he is a child of God.
- Let him see in your words and your face that you are excited that he wants to become a child of God! Read Luke 15:10 to him.
- Some children may not want to make decisions but may want to learn more, to be assured of salvation, or to confess sin. Read Romans 10:9–10 and John 10:28–29 with children who are seeking assurance of their salvation. Encourage them to ask the Lord to help them know they are his children. If a child wants to confess sin, read 1 John 1:9 with him and encourage him to ask the Lord to help him know he is forgiven when he repents.

## After

- Review what it means to be a child of God.
  - » How long does God keep his children? (Hebrews 13:5; John 10:28–29)
  - » Can anything separate God from his children? (Romans 8:38–39)
  - » What happens when God's children sin? (1 John 1:9)
  - » What do children of God believe? (Romans 10:9)
- Explain that Jesus loves his children and wants to spend time with them. Discuss practical ways to grow as a child of God. Provide him with the *Growing Up in God's Family* booklet and share the following:
  - » Read your Bible and obey what you read. You can start your Bible reading with the short Bible study book you will receive the last day of VBS. (Provide a Bible if he doesn't have one. Be sure to fill out the presentation page.)
  - » Pray every day. Prayer is talking to God.
  - » Go to a church that believes and teaches the Bible as the Word of God.
  - » Tell others about Jesus. Tell your friends, family, and neighbors how they can become children of God.
- Fill out a Decision Card and turn it in to the VBS director.
- Stay in touch with the child through postcards, visits, or phone calls. Invite him to upcoming church events.

# SUPPLY LIST

## Every Day

- ☐ Wonder Junction Poster
- ☐ Animal Pal Posters
- ☐ Theme Verse Poster
- ☐ Memory Verse Posters
- ☐ Nuggets of Truth
- ☐ Bible
- ☐ Old West costumes for teachers
- ☐ Mounting putty or tape for hanging posters
- ☐ Writing and drawing utensils
- ☐ Clipboards or hard surface, 1 per person
- ☐ Copy paper, white, tan, and yellow
- ☐ Gray and yellow card stock
- ☐ Tape
- ☐ Phone timer
- ☐ Wonder Junction Map and Sticker sets
- ☐ Optional: small prizes

## Day 1

- ☐ Prophecy Poster
- ☐ Wonder-Filled Birth Poster
- ☐ Wonder Weekly newspapers, 1 per person
- ☐ Chenille stems (4 colors), 8 per person
- ☐ Option 2 Game: Yea and Neigh Cards, 1 set per person, 2 sets of Baby King Letters, paper clips, nontransparent bag

## Day 2

- ☐ Kids of the Old West Poster
- ☐ Map Poster
- ☐ Jesus at the Temple Posters
- ☐ Israel Maps, 1 per person
- ☐ Wonder Bingo Call Cards
- ☐ Wonder Bingo Cards, 1 different card per person
- ☐ Highlighters, 1 per person
- ☐ Optional: thin markers or colored pencils
- ☐ Galvanized bucket or cowboy hat for cards
- ☐ 25 small items per person for bingo markers
- ☐ Option 2 Game: Head Bandana Cards, 1 set per team, (optional) 1 bandana per person

## Day 3

- ☐ Wonder-Working Power Poster
- ☐ Towels, 1 for class or 1 per person
- ☐ Optional: damp paper towels, 1 for class or 1 per person
- ☐ 2 flashlights
- ☐ Pan and spoon
- ☐ Spray bottle with water
- ☐ Option 2 Game: painter's tape or masking tape

## Day 4

- ☐ Wild West Bad Guys Poster
- ☐ Nuggets of Truth Poster Set
- ☐ Admit, Believe, Forever Receive Poster Set
- ☐ Day 4 Nuggets of Truth Cards, set of 8 per person
- ☐ Sunrise Sheets (Junior), 1 per person
- ☐ Paper clips
- ☐ Supply baggies with 1 glue stick and several coloring utensils, 1 per person
- ☐ Option 2 Game: Strike-It-Rich Cards

## Day 5


- ☐ Jesus Returning Poster
- ☐ Parable of the Talents Poster
- ☐ Coin Cards, 30 per team (or play coins)
- ☐ Silver and Gold Signs, 1 set per person
- ☐ 9 square Post-it notes
- ☐ 3 money pouches
- ☐ 15 total coins
- ☐ 5 wooden or paper bowls or metal pails
- ☐ Real coin to flip

## Student Extras (1 per person)

- ☐ Student Guides
- ☐ All Aboard Adventure Guides
- ☐ Stamp for All Aboard Adventure Guides (1 set for leader use)
- ☐ Gospel bookmarks and Names of Jesus bookmarks
- ☐ Exploring God's Word Bible Studies

\*Available in the Teacher Resource Kit

\*Download from [AnswersVBS.com/wonderresources](http://AnswersVBS.com/wonderresources)



AnswersVBS.com

**Answers**  
IN GENESIS®